

**MORE FROM WOOD.**



**UAE**

**Discover the power of more.**

Egger Decorative Collection 2020 – 22



More choices,  
more textures,  
more services,  
more opportunities.

1. Standard
2. Premium
3. Feelwood
4. PerfectSense
5. Decor World Overview
6. Environment and Sustainability



>> Standard Range.



WHITES & UNI COLORS

Decor	Series
W908	SM
W980	ST12
U113	ST9
U763	ST9
U732	ST9
U999	ST9

Name
Basic White
Platinum White
Cotton Beige
Pearl Grey
Dust Grey
Black

MATERIAL REPRODUCTION

Decor	Series
F416	ST10
F417	ST10
F274	ST9

Name
Beige Textile
Grey Textile
Light Concrete


WOOD REPRODUCTION

Decor	Series
H3734	ST9
H3704	ST15
H3078	ST22
H1113	ST10
H1146	ST10
H1151	ST10
H3131	ST12
H3395	ST12
H3398	ST12
H1199	ST12

Name
Natural Dijon Walnut
Tobacco Aida Walnut
White Havana Pine
Brown Kansas Oak
Grey Bardolino Oak
Brown Arizona Oak
Natural Davos Oak
Natural Corbridge Oak
Cognac Kendal Oak
Black Brown Thermo Oak



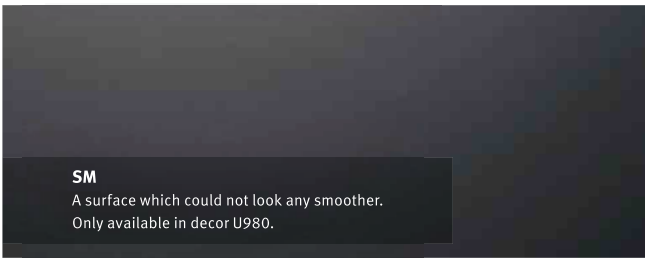
Board



Local Stock Availability

SM:	2800 x 2070 x 18 mm MFC
Edges:	22 x 0.4 mm
	22 x 0.6 mm
	22 x 1.3 mm

Texture



Colour and Character


Basic White can be combined with all uni, material and wood-grain decors. It is a simple decor that can be used for all furniture components. The satin etched surface SM SemiMatt provides this neutral white with a feel similar to lacquer.

Room View





Board



Local Stock Availability

ST12:	2800 x 2070 x 18 mm MFC
	2800 x 2070 x 8 mm MFC
Edges:	22 x 0.4 mm
	22 x 0.8 mm

Texture



A graceful distribution of wood pores ...

.... with varying size and depth, to give the surface a natural appearance. A light sub-texture provides a velvet touch.


Colour and Character

Platinum White is an all-round decor and can be used in many different combinations. It can be used in all areas of furniture and interior design. The texture ST12 Omnipore Matte changes this neutral white to a brilliant white and makes it robust enough for all uses.

Room View



› Board



› Local Stock Availability

<b>ST9:</b>	2800 x 2070 x 18 mm MFC
<b>Edges:</b>	22 x 0.8 mm 42 x 1.3 mm

› Texture



**A very natural feel ...**

... perfect for solid colors as well as woodgrain decors. This texture follows the trend towards matte surfaces.

› Colour and Character

Cotton Beige is a neutral cream decor that is similar to the colour of cotton. Given its reserved nature, this colour is very flexible in use and works with almost any woodgrain, material or uni combination. The texture ST9 Smoothtouch Matt gives the entire uni palette a naturally matt feel.

› Room View



Board



Colour and Character

The medium grey tone Pearl Grey is a good match for wood types with low grey content. Due to its neutrality, the cool grey is suitable for a range of applications. The texture ST9 Smoothtouch Matt strengthens the neutral character with a velvety feel.

Local Stock Availability

ST9:	2800 x 2070 x 18 mm MFC
Edges:	22 x 0.8 mm 42 x 1.3 mm

Texture



A very natural feel ...

... perfect for solid colors as well as woodgrain decors. This texture follows the trend towards matte surfaces.

Room View





Board



Colour and Character

A medium, cool gray, Dust Grey provides a neutrality that allows many combinations and works well in offices and a variety of applications. The ST9 Smoothtouch Matt texture gives the entire solid color collection a natural matte finish. This color is available in diverse texture options, making it possible to create exciting textural contrasts.

Local Stock Availability

**ST9:** 2800 x 2070 x 18 mm MFC  
2800 x 2070 x 8 mm MFC

**Edges:** 22 x 0.8 mm  
42 x 1.3 mm

Texture



A very natural feel ...

... perfect for solid colors as well as woodgrain decors. This texture follows the trend towards matte surfaces.

Room View



› Board



› Local Stock Availability

<b>ST9:</b>	2800 x 2070 x 18 mm MFC
<b>Edges:</b>	22 x 0.4 mm 22 x 1.3 mm 45 x 2 mm

› Texture



A very natural feel ...

... perfect for solid colors as well as woodgrain decors. This texture follows the trend towards matte surfaces.


› Colour and Character

The uni colour tone Black is once again experiencing a comeback. It is used Scandinavian designs in black-white contrasts, but also as a contrast to light or even white woodgrain decors. The black trend now also applies to large surfaces in designs.

› Room View



› Board



› Local Stock Availability

**ST10:** 2800 x 2070 x 18 mm MFC  
2800 x 2070 x 8 mm MFC

**Edges:** 22 x 0.8 mm  
42 x 1.3 mm

› Colour and Character

Textile materials suggest a certain lightness and are widely used in architecture and design. Beige Textile replicates the look of coarse fabric. The beige color palette fits harmoniously with classic dark woodgrain colors or modern to warm-gray variants. The ST10 Deepskin Rough texture reproduces the rough feel of textile for this surface.

› Texture



ST10 Deepskin Rough

**An authentic texture ...**  
... for natural, striking, and rustic decors, well suited for solid wood reproductions.

› Decor Close-Up




› Room View






› Board



› Decor Close-Up



› Local Stock Availability

**ST10:** 2800 x 2070 x 18 mm MFC  
2800 x 2070 x 8 mm MFC

**Edges:** 22 x 0.8 mm  
42 x 1.3 mm

› Colour and Character

Textile materials suggest a certain lightness and are now in widely used in architecture and design. The reproduction Grey Textile offers a solution with a coarser fabric look that also has the robust surface properties of a decor. The grey colour palette works harmoniously with warm grey wood and uni colours. Even the rough feel of textile is somewhat reproduced with the texture ST10 Deepskin Rough.

› Texture



**An authentic texture ...**

... for natural, striking, and rustic decors, well suited for solid wood reproductions.

› Room View



› Board



› Decor Close-Up



› Local Stock Availability

<b>ST9:</b>	2800 x 2070 x 18 mm MFC
<b>Edges:</b>	22 x 0.8 mm 42 x 1.3 mm

› Colour and Character

Light Concrete is very neutral and authentic looking decor with characteristics making it a popular choice. It has been a success decor for years during the concrete trend. The light colour allows harmonious and modern combinations with lighter wood types. With reddish-warm grey tones, you can create tone-on-tone combinations that look very fluid. The texture ST9 Smoothtouch Matt creates the matching cool matt feel.

› Texture



**A very natural feel ...**

... perfect for solid colors as well as woodgrain decors. This texture follows the trend towards matte surfaces.

› Room View





Board



Decor Close-Up



Local Stock Availability

<b>ST9:</b>	2800 x 2070 x 18 mm MFC
	2800 x 1310 x 0.8 mm Laminate
<b>Edges:</b>	22 x 0.8 mm
	42 x 1.3 mm

Colour and Character

Natural Dijon Walnut displays the special character of a walnut with its dark grain lines. The striking decor image is eye-catching in classic designs, appearing modern with light or white nuances, and rather elegant with dark or almost black ones. The texture ST9 Smoothtouch Matt makes the decor look soft and natural like veneer.

Texture



A very natural feel ...

... perfect for solid colors as well as woodgrain decors. This texture follows the trend towards matte surfaces.

Room View





› Board



› Decor Close-Up



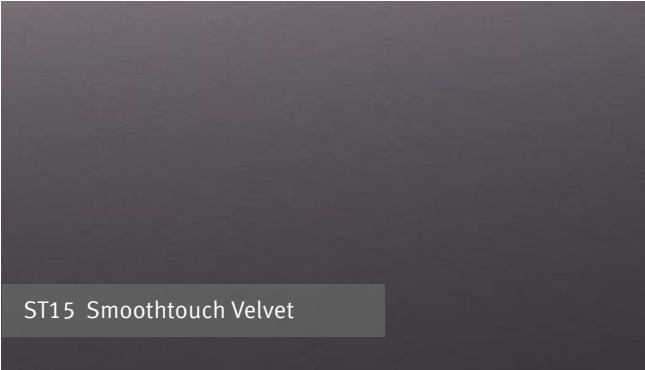
› Local Stock Availability

<b>ST15:</b>	2800 x 2070 x 18 mm MFC
	2800 x 2070 x 8 mm MFC
	2800 x 1310 x 0.8 mm Laminate
<b>Edges:</b>	22 x 0.8 mm
	42 x 1.3 mm

› Colour and Character

Tobacco Aida Walnut has the colour and décor image of an absolutely classic walnut, which is made especially elegant by the slight pearlescent effect in the décor print. Combinations with modern solid colours, as well as classical contrasts with cool or warm white tones are often used in design. The Smoothtouch Velvet surface is also classically neutral.

› Texture




**A smooth, flat, and easy-care surface ...**

... with reduced gloss. It highlights the quality of elegant wood and material reproductions.

› Room View



› Board



› Decor Close-Up



› Local Stock Availability

<b>ST22:</b>	2800 x 2070 x 18 mm MFC
<b>Edges:</b>	22 x 0.8 mm 42 x 1.3 mm

› Colour and Character

A modern decor, White Havana Pine displays a natural grain with an authentic tactile experience, thanks to the ST22 Deepskin Linear texture. The white color tone works well when used to create black-and-white contrasts, such as with H3081 Black Havana Pine. It also combines well with warm neutral solid colors or colored accents.

› Texture



**A graceful distribution of wood pores ...**

.... with varying size and depth, to give the surface a natural appearance. A light sub-texture provides a velvet touch.

› Room View





› Board



› Decor Close-Up



› Local Stock Availability

**ST10:** 2800 x 2070 x 18 mm MFC

**Edges:** 22 x 0.8 mm  
42 x 1.3 mm

› Colour and Character

Brown Kansas Oak is an authentic rough oak with cracks and striking knots in an original medium-brown woodgrain that includes both grey and red colour elements. It works well in combinations with colours from this segment. The light pore creates a very harmonious look with beige and white nuances. The texture ST10 Deepskin Rough turns the rough character of this oak into something you can feel.

› Texture




ST10 Deepskin Rough

**An authentic texture ...**

... for natural, striking, and rustic decors, well suited for solid wood reproductions.

› Room View





Board



Decor Close-Up



Local Stock Availability

<b>ST12:</b>	2800 x 2070 x 18 mm MFC
	2800 x 2070 x 8 mm MFC
	2800 x 1310 x 0.8 mm Laminate
<b>Edges:</b>	22 x 0.8 mm
	42 x 1.3 mm

Colour and Character

Bardolino Oak with its rough-sawn elements looks more natural and handcrafted than classic oak. This is also supported by the texture ST10 Deepskin Rough. The colour grey works well with many uni colours and materials. Combinations with white work well with light pores and are very popular in the kitchen.

Texture



An authentic texture ...

... for natural, striking, and rustic decors, well suited for solid wood reproductions.

Room View





› Board



› Decor Close-Up



› Local Stock Availability

<b>ST10:</b>	2800 x 2070 x 18 mm MFC
<b>Edges:</b>	22 x 0.8 mm 42 x 1.3 mm

› Colour and Character

The decor series Arizona Oak looks very authentic thanks to its used look, the rough-sawn elements, and the planked decor image. The colour brown is a very original mix of reddish brown and grey tones and can also be combined well with uni colours from this segment. This oak looks exciting on metallic materials or concrete. The texture ST10 Deepskin Rough turns the rough character of this oak into something you can feel.

› Texture



**An authentic texture ...**

... for natural, striking, and rustic decors, well suited for solid wood reproductions.

› Room View





Board



Local Stock Availability

ST12:	2800 x 2070 x 18 mm MFC
Edges:	22 x 0.8 mm 42 x 1.3 mm

Colour and Character

Natural Davos Oak is a white-oiled oak with natural elements such as knots and inclusions displaying a dark colour interplay. The white pore provides a colour accent, making Natural Davos Oak versatile in combination with white or very light uni colours all the way to cool and modern grey tones. The texture ST12 Omnipore Matt provides it with a pleasantly soft feel.

Texture



A graceful distribution of wood pores ...

.... with varying size and depth, to give the surface a natural appearance. A light sub-texture provides a velvet touch.

Decor Close-Up



Room View





› Board



› Decor Close-Up



› Local Stock Availability

**ST12:** 2800 x 2070 x 18 mm MFC

**Edges:** 22 x 0.8 mm  
42 x 1.3 mm

› Colour and Character

Natural Corbridge Oak is a classic oak with plenty of naturalness and modulation. It mixes natural and elegant elements and appears only subtly rustic. The texture ST12 Omnipore Matt provides it with a naturally soft feel that has a modern pore configuration.

› Texture



**A graceful distribution of wood pores ...**

.... with varying size and depth, to give the surface a natural appearance. A light sub-texture provides a velvet touch.

› Room View



› Board



› Local Stock Availability

**ST12:** 2800 x 2070 x 18 mm MFC

**Edges:** 22 x 0.8 mm  
42 x 1.3 mm

› Colour and Character

The decor series Kendal Oak is an elegant natural oak. The decor is generally linear and displays cut florets and small knots. This natural character adds a modern look to the classic cognac colour. The new wood pore ST12 Omnipore Matt adds to the naturalness.

› Texture



ST12 Omnipore Matt

**A graceful distribution of wood pores ...**

.... with varying size and depth, to give the surface a natural appearance. A light sub-texture provides a velvet touch.

› Decor Close-Up



› Room View





Board



Decor Close-Up



Local Stock Availability

<b>ST12:</b>	2800 x 2070 x 18 mm MFC
	2800 x 2070 x 8 mm MFC
	2800 x 1310 x 0.8 mm Laminate
<b>Edges:</b>	22 x 0.8 mm
	42 x 1.3 mm

Colour and Character

Thermo wood often has a beautiful and natural colour interplay despite its relatively dark colour. The Black-Brown Thermo Oak also displays a colour interplay with light and medium natural colours and thus works very well in combination with white and light uni colours through earthy colours to beige tones. The texture ST12 Omnipore Matt works particularly well with dark decors.

Texture



A graceful distribution of wood pores ...

.... with varying size and depth, to give the surface a natural appearance. A light sub-texture provides a velvet touch.

Room View





# >> Premium Range.



## WHITES & UNI COLORS

Decor	Series	Name
W1000	ST2 / ST19 / ST22	Premium White
U705	ST9	Angora Grey
U156	ST9	Sand Beige
U727	ST9	Stone Grey
U717	ST9	Dakar Grey
U741	ST9	Lava Grey
U748	ST9	Truffle Brown
U780	ST9	Monument Grey
U420	ST9	Purple
U504	ST9	Tyrolean Blue
U540	ST9	Denim Blue
U323	ST9	Chilli Red
U330	ST9	Aubergine Purple
U608	ST9	Pistachio Green
U660	ST9	Amazon Green
U830	ST9	Caramel Nude
U999	ST19	Black


## MATERIAL REPRODUCTION

Decor	Series	Name
F812	ST9	White Levanto Marble
F424	ST10	Brown Linen
F433	ST10	Anthracite Linen
F461	ST10	Anthracite Metal Fabric
F637	ST16	Chromix White
F641	ST16	Chromix Anthracite
F186	ST9	Light Grey Chicago Concrete
F187	ST9	Dark Grey Chicago Concrete
F823	ST10	Light Cefalu Concrete
F242	ST10	Anthracite Jura Slate
F121	ST87	Anthracite Metal Rock
F251	ST9	Taupe Gavi Stone
F785	ST2	Brushed Brass
F501	ST2	Brushed Aluminum
F447	ST2	Lava Grey Metallic
F302	ST87	Ferro Bronze
F628	ST16	Silver Grey Metal Slate
F629	ST16	Black Gold Metal Slate
F313	ST10	Titanium Grey Steelcut

WOOD REPRODUCTION

Decor	Series	Name
H3090	ST22	Shorewood
H1122	ST22	Whitewood
H3012	ST22	Coco Bolo
H1115	ST12	Grey-Beige Bamenda
H1401	ST22	Cascina Pine
H1312	ST10	Sand Beige Whiteriver Oak
H1313	ST10	Grey Brown Whiteriver Oak
H3146	ST19	Beige Grey Lorenzo Oak
H3133	ST12	Truffle Davos Oak
H3170	ST12	Natural Kendal Oak
H2033	ST10	Dark Hunton Oak
H1330	ST10	Vintage Santa Fe Oak
H3700	ST10	Pacific Walnut
H1714	ST19	Lincoln Walnut
H3190	ST19	Anthracite Finline Metallic
H3192	ST19	Brown Finline Metallic
H1253	ST19	Truffle Brown Branson Robinia

Board



Room View



Local Stock Availability


**ST2:** 2800 x 2070 x 18 mm MFC

**Edges for ST2:** 22 x 0.4 mm  
22 x 0.6 mm  
22 x 1.3 mm  
45 x 2 mm

**Edges for ST19:** 22 x 0.8 mm  
42 x 1.3 mm

**Edges for ST22:** 22 x 0.8 mm  
42 x 1.3 mm

Texture



A pearl texture ...

... with a medium gloss level. This surface is robust, durable and is best used with uni and pearlescent colours.



Cut cathedrals ...

... combined with linear areas. The matte and gloss effects give the decor exciting dynamic yet natural overall appearance.



A graceful distribution of wood pores ...

.... with varying size and depth, to give the surface a natural appearance. A light sub-texture provides a velvet touch.

Colour and Character


Premium White is opaque and provides a high quality surfaces. Its warm finish creates a harmonious contrast to natural wood.

The texture ST9 Smoothtouch Matt provides this white a matt feel that can be compared with a lacquered surface.

It is combined with ST19 Deepskin Excellent texture. The effect of an opaque, deep-brushed pine wood painted white creates a neutral, yet natural, finish. This is a popular trends used for large spaces and in furniture design.



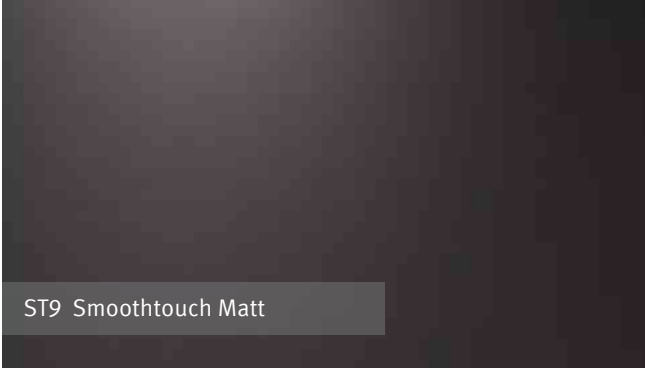
Board



Local Stock Availability

ST9:	2800 x 2070 x 18 mm MFC
Edges:	22 x 0.8 mm 42 x 1.3 mm

Texture



A very natural feel ...

... perfect for solid colors as well as woodgrain decors. This texture follows the trend towards matte surfaces.


Colour and Character

Angora Grey belongs to the very bright grey tones, but stands out with its red character. This colour tone works well with multiple decors. It has a particularly soft and flowing effect along with medium grey and also reddish wood types. The texture ST9 Smoothtouch Matt gives the entire uni palette a naturally matt feel.

Room View



Board

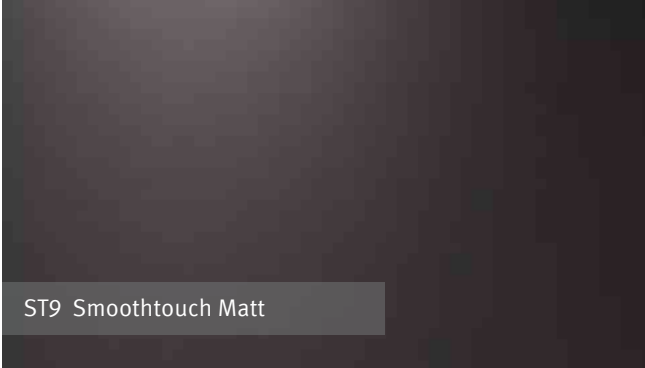


Local Stock Availability

**ST9:** 2800 x 2070 x 18 mm MFC  
2800 x 2070 x 8 mm MFC

**Edges:** 22 x 0.8 mm  
42 x 1.3 mm

Texture



A very natural feel ...

... perfect for solid colors as well as woodgrain decors. This texture follows the trend towards matte surfaces.

Colour and Character

Sand Beige has a red tone that works in many different combinations. This warm colour tone looks warm but natural against almost any type of wood. The texture ST9 Smoothtouch Matt gives the entire uni palette a matt feel.

Room View





Board

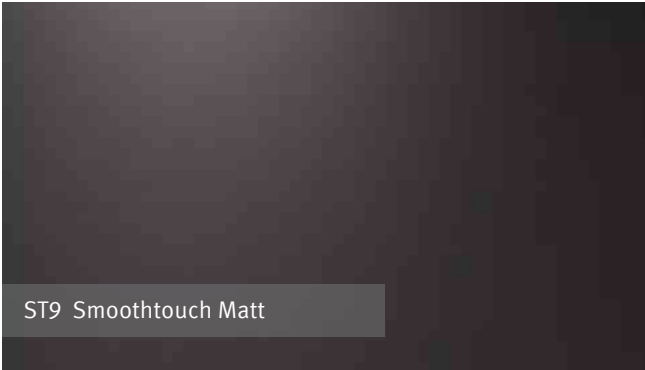


Local Stock Availability

**ST9:** 2800 x 2070 x 18 mm MFC  
2800 x 2070 x 8 mm MFC

**Edges:** 22 x 0.8 mm  
42 x 1.3 mm

Texture



A very natural feel ...

... perfect for solid colors as well as woodgrain decors. This texture follows the trend towards matte surfaces.

Colour and Character

Stone Grey combines harmoniously with many modern wood types with gray elements. The ST9 Smoothtouch Matt texture enhances the warm character with its satiny feel. Its modern and natural appearance make this a very popular decor for residential design.

Room View



Board



Local Stock Availability

ST9:	2800 x 2070 x 18 mm MFC
Edges:	22 x 0.8 mm 42 x 1.3 mm

Texture



A very natural feel ...

... perfect for solid colors as well as woodgrain decors. This texture follows the trend towards matte surfaces.

Colour and Character

Dakar Grey is a warm grey tone that works well combined with other warm woodgrains or materials decors. The texture ST9 Smoothtouch Matt strengthens the neutral character with a velvety feel.

Room View





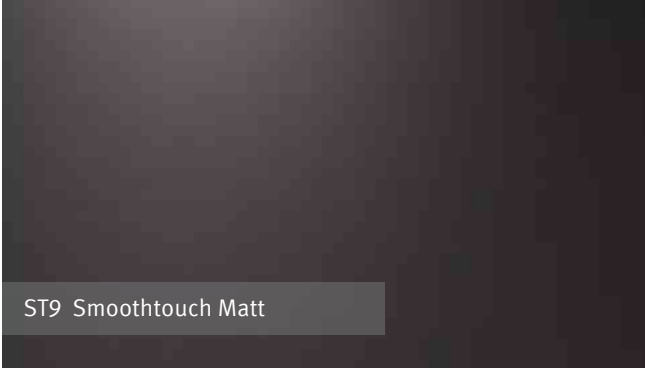
Board



Local Stock Availability

ST9:	2800 x 2070 x 18 mm MFC
Edges:	22 x 0.8 mm 42 x 1.3 mm

Texture



A very natural feel ...

... perfect for solid colors as well as woodgrain decors. This texture follows the trend towards matte surfaces.

Colour and Character

Lava Grey is a very popular combination in furniture and interior design, because this colour tone is also contained in many natural modern woodgrains. Beautiful tone on tone combinations are possible with warm grey wood and materials. The texture ST9 Smoothtouch Matt strengthens the neutral character with a velvety feel.

Room View



Board



Local Stock Availability

ST9:	2800 x 2070 x 18 mm MFC
Edges:	22 x 0.8 mm 42 x 1.3 mm

Texture



A very natural feel ...

... perfect for solid colors as well as woodgrain decors. This texture follows the trend towards matte surfaces.

Colour and Character

Truffle Brown is a muted brown decor that creates a warm contrast particularly to light wood types and is often used in living room or bedroom furniture. But designs in cafés, bakeries, or restaurants also benefit from its neutral warmth. The texture ST9 Smoothtouch Matt strengthens the neutral character with a velvety feel.

Room View





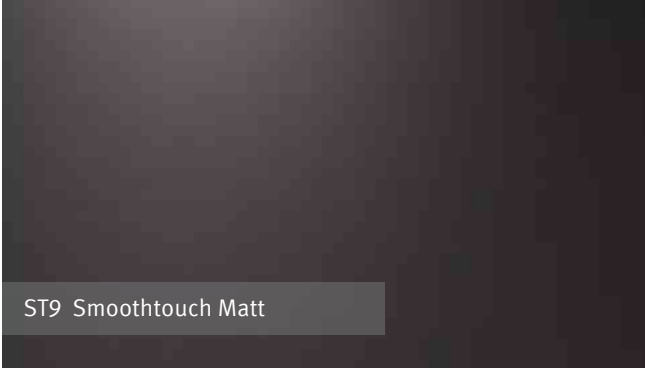
› Board



› Local Stock Availability

<b>ST9:</b>	2800 x 2070 x 18 mm MFC
<b>Edges:</b>	22 x 0.8 mm 42 x 1.3 mm

› Texture



A very natural feel ...

... perfect for solid colors as well as woodgrain decors. This texture follows the trend towards matte surfaces.

› Colour and Character

The new grey tone Monument Grey has an exciting blue component, which is perfect for combinations with elegant, dark blue tones or blue-grey wood types. The texture ST9 Smoothtouch Matt strengthens the neutral character with a velvety feel.

› Room View



Board



Colour and Character

Purple is a lighter colour tone in the violet colour range. The slightly grey and reserved colour makes it suitable for larger surfaces, and allows it to work alongside woodgrain decors with grey content. The texture ST9 Smoothtouch Matt gives the entire uni palette a matt feel.

Local Stock Availability

<b>ST9:</b>	2800 x 2070 x 18 mm MFC
<b>Edges:</b>	22 x 0.8 mm 42 x 1.3 mm

Texture



A very natural feel ...

... perfect for solid colors as well as woodgrain decors. This texture follows the trend towards matte surfaces.

Room View





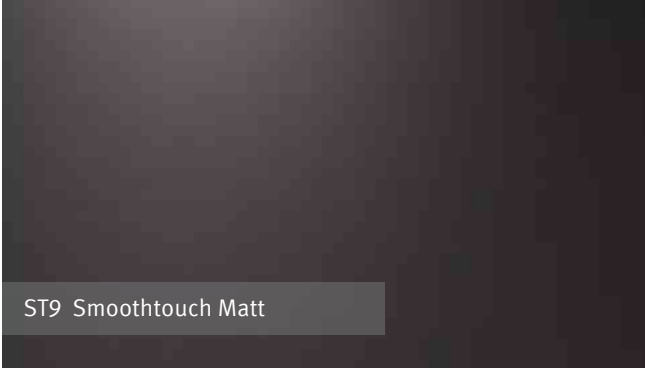
Board



Local Stock Availability

ST9:	2800 x 2070 x 18 mm MFC
Edges:	22 x 0.8 mm 42 x 1.3 mm

Texture



A very natural feel ...

... perfect for solid colors as well as woodgrain decors. This texture follows the trend towards matte surfaces.

Colour and Character

Tyrolean Blue is part of the grey-blue colour tones that, due to their muted character, create combinations with modern woodgrains with grey content. These colours are often found in combination with white and light woodgrains in Scandinavian design. The texture ST9 Smoothtouch Matt gives the entire uni palette a matt feel.

Room View



› Board



› Local Stock Availability

<b>ST9:</b>	2800 x 2070 x 18 mm MFC
<b>Edges:</b>	22 x 0.8 mm 42 x 1.3 mm

› Texture



**A very natural feel ...**

... perfect for solid colors as well as woodgrain decors. This texture follows the trend towards matte surfaces.

› Colour and Character

Denim Blue is a grey-blue colour with a high grey content. This muted colour character makes it popular in furniture design for creating accents with modern woodgrain with grey content. These colours are often found in combination with white and light woodgrains in Scandinavian design. The texture ST9 Smoothtouch Matt gives the entire uni palette a matt feel.

› Room View





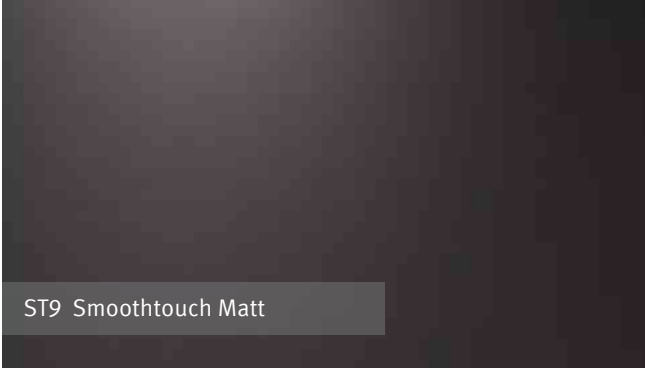
› Board



› Local Stock Availability

<b>ST9:</b>	2800 x 2070 x 18 mm MFC
<b>Edges:</b>	22 x 0.8 mm 42 x 1.3 mm

› Texture



**A very natural feel ...**

... perfect for solid colors as well as woodgrain decors. This texture follows the trend towards matte surfaces.

› Colour and Character

With its blue content, Chilli Red is suitable for use as an accent tone on grey woodgrains and materials, such as concrete. Thanks to its luminosity, it is a basic colour tones and is available in a wide range of surfaces that can also be combined with each other. The texture ST9 Smoothtouch Matt gives the entire uni palette a matt feel.

› Room View



Board



Colour and Character

Aubergine Purple looks elegant in combination with grey or dark materials. It looks trendy and fresh on light woodgrains, such as maple. The texture ST9 Smoothtouch Matt gives the entire uni palette amatt feel.

Local Stock Availability

ST9:	2800 x 2070 x 18 mm MFC
Edges:	22 x 0.8 mm 42 x 1.3 mm

Texture



A very natural feel ...


... perfect for solid colors as well as woodgrain decors. This texture follows the trend towards matte surfaces.

Room View





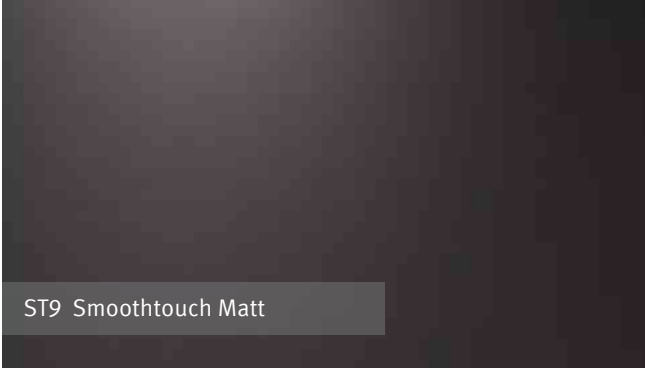
› Board



› Local Stock Availability

ST9:	2800 x 2070 x 18 mm MFC
Edges:	22 x 0.8 mm 42 x 1.3 mm

› Texture



A very natural feel ...

... perfect for solid colors as well as woodgrain decors. This texture follows the trend towards matte surfaces.

› Colour and Character

Pistachio Green looks light and grey and is a pastel decor. It is very popular on furniture in combination with dark woodgrains. The texture ST9 Smoothtouch Matt gives the entire uni palette a matt feel.

› Room View



› Board



› Local Stock Availability

<b>ST9:</b>	2800 x 2070 x 18 mm MFC
<b>Edges:</b>	22 x 0.8 mm 42 x 1.3 mm

› Texture



**A very natural feel ...**

... perfect for solid colors as well as woodgrain decors. This texture follows the trend towards matte surfaces.

› Colour and Character

Amazon Green is the darkest of the aqua colours with blue content. It looks fresh and modern in combination with grey nuances and grey materials. Combinations with white enhance its luminosity. The texture ST9 Smoothtouch Matt gives the entire uni palette a matt feel.

› Room View





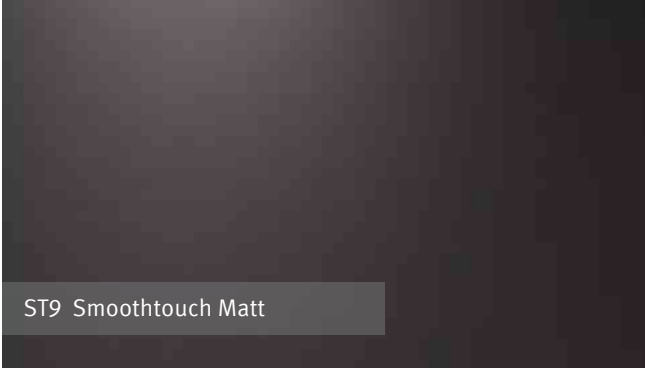
Board



Local Stock Availability

ST9:	2800 x 2070 x 18 mm MFC
Edges:	22 x 0.8 mm 42 x 1.3 mm

Texture



A very natural feel ...

... perfect for solid colors as well as woodgrain decors. This texture follows the trend towards matte surfaces.

Colour and Character

Caramel Nude is the future version of Terracotta. Combined with grey tones, it achieves a modern touch. With dark brown tones, it looks classically elegant. The texture ST9 Smoothtouch Matt gives the entire uni palette a naturally matt feel.

Room View




› Board



› Local Stock Availability

<b>ST19:</b>	2800 x 2070 x 18 mm MFC
<b>Edges:</b>	22 x 0.8 mm 42 x 1.3 mm

› Texture



Cut cathedrals ...

... combined with linear areas. The matte and gloss effects give the decor exciting dynamic yet natural overall appearance.

› Colour and Character

Black is experiencing a comeback, not only in striking black-and-white contrasts, but also for larger surfaces. In combination with the natural elegant woodgrain texture ST19 Deepskin Excellent, it has the effect of a matte lacquered wood surface.

› Room View





› Board



› Decor Close-Up



› Local Stock Availability

<b>ST9:</b>	2800 x 2070 x 18 mm MFC
<b>Edges:</b>	22 x 0.8 mm 42 x 1.3 mm

› Colour and Character

White Levanto Marble particularly distinguished in the kitchen. This retro material is revived through modern applications and combinations. The elegant crystalline marbling and the finishing of the decor in the XL repeat provides a natural appearance and make it perfect for large wall surfaces. The texture ST9 Smoothtouch Matt creates the matching and elegant matt feel.

› Texture




**A very natural feel ...**

... perfect for solid colors as well as woodgrain decors. This texture follows the trend towards matte surfaces.


› Room View



› Board



› Decor Close-Up



› Local Stock Availability

**ST10:** 2800 x 2070 x 18 mm MFC  
2800 x 2070 x 8 mm MFC

**Edges:** 22 x 0.8 mm  
42 x 1.3 mm

› Colour and Character

Textile materials suggest a certain lightness and are now in widely used in architecture and design. The reproduction Brown Linen offers a solution with a finer fabric look that also has the robust surface properties of a decor. The terra colour palette fits harmoniously with warm grey wood and uni colours. Even the rough feel of textile is somewhat reproduced with the texture ST10 Deepskin Rough.

› Texture



**An authentic texture ...**


... for natural, striking, and rustic decors, well suited for solid wood reproductions.

› Room View





› Board



› Local Stock Availability

**ST10:** 2800 x 2070 x 18 mm MFC  
2800 X 2090 X 4 mm MDF

**Edges:** 22 x 0.8 mm  
42 x 1.3 mm

› Colour and Character

Textile materials suggest a certain lightness and are now in widely used in architecture and design. The reproduction Anthracite Linen offers a solution with a finer fabric look that also has the robust surface properties of a decor. The anthracite colour palette fits harmoniously with warm grey wood and uni colours. Even the rough feel of textile is somewhat reproduced with the texture ST10 Deepskin Rough.

› Texture



ST10 Deepskin Rough

**An authentic texture ...**  
... for natural, striking, and rustic decors, well suited for solid wood reproductions.

› Decor Close-Up




› Room View



› Board



› Decor Close-Up



› Local Stock Availability

<b>ST10:</b>	2800 x 2070 x 18 mm MFC
<b>Edges:</b>	22 x 0.8 mm 42 x 1.3 mm

› Colour and Character

With the decor Anthracite Metal Fabric we show the fusion of a textile decor with a metal effect. Due to the metallic effect, it offers exciting design options for cool-grey uni colours, bluish white, or white wood types. Even the rough feel of textile is somewhat reproduced with the texture ST10 Deepskin Rough.

› Texture



**An authentic texture ...**

... for natural, striking, and rustic decors, well suited for solid wood reproductions.

› Room View





› Board



› Decor Close-Up



› Local Stock Availability

**ST16:** 2800 x 2070 x 18 mm MFC

**Edges:** 22 x 0.8 mm  
42 x 1.3 mm

› Colour and Character

The Chromix simulates a metallic look, resembles concrete and is supplemented by the white colour. In interior design, this look is perfect for the design of large wall surfaces, whilst in furniture design, it is often used to design cubic elements. The texture ST16 Mineral Plaster gives the decor a strong tactile character thanks to striking rough plaster elements.

› Texture



**A rough plaster look ...**

... containing both deep and glossy elements. On reproductions of concrete, metal and stone it creates an authentic finish. It also gives uni colours a striking material character.

› Room View






› Board



› Decor Close-Up



› Local Stock Availability


**ST16:** 2800 x 2070 x 18 mm MFC

**Edges:** 22 x 0.8 mm  
42 x 1.3 mm

› Colour and Character

Anthracite Chromix creates an industrial concrete look, with a dark gray finish. In interior design, this look is perfect for large surface applications such as wall cladding. The ST10 Deepskin Rough texture evokes the rough tactile character of concrete.

› Texture



**A rough plaster look ...**

... containing both deep and glossy elements. On reproductions of concrete, metal and stone it creates an authentic finish. It also gives uni colours a striking material character.

› Room View



› Board



› Decor Close-Up



› Local Stock Availability

<b>ST9:</b>	2800 x 2070 x 18 mm MFC
	2800 x 1310 x 0.8 mm Laminate
<b>Edges:</b>	22 x 0.8 mm
	42 x 1.3 mm

› Colour and Character

The decor Light Grey Chicago Concrete resembles a slightly undercooled concrete surface, which is no longer just used as a worktop, but also as wall cladding in interior design or even in furniture design. This concrete also looks very authentic on large surfaces, as it displays fewer repetitions due to the XL repeat. The texture ST9 Smoothtouch Matt creates the matching cool matt feel.

› Texture



**A very natural feel ...**

... perfect for solid colors as well as woodgrain decors. This texture follows the trend towards matte surfaces.

› Room View





› Board



› Decor Close-Up



› Local Stock Availability

<b>ST9:</b>	2800 x 2070 x 18 mm MFC
	2800 x 1310 x 0.8 mm Laminate
<b>Edges:</b>	22 x 0.8 mm
	42 x 1.3 mm

› Colour and Character

The decor Dark Grey Chicago Concrete is a warm concrete suited to combinations with white or even natural woodgrain decors. The dark, homogeneous colour is also good for colour accents such as orange. This concrete even looks very authentic on large surfaces, as it displays fewer repetitions due to the XL repeat. The texture ST9 Smoothtouch Matt creates the matching cool matt feel.

› Texture



**A very natural feel ...**

... perfect for solid colors as well as woodgrain decors. This texture follows the trend towards matte surfaces.

› Room View






› Board



› Decor Close-Up



› Local Stock Availability

<b>ST10:</b>	2800 x 2070 x 18 mm MFC
<b>Edges:</b>	22 x 0.8 mm 42 x 1.3 mm

› Colour and Character

Light Cefalu Concrete is an exciting variant within the popular theme of concrete. The texture ST10 Deepskin Rough supports the material characteristics. The cool grey colour harmonises particularly well with light wood.

› Texture



ST10 Deepskin Rough

**An authentic texture ...**  
... for natural, striking, and rustic decors, well suited for solid wood reproductions.

› Room View






› Board



› Decor Close-Up



› Local Stock Availability

**ST10:** 2800 x 2070 x 18 mm MFC

**Edges:** 22 x 0.8 mm  
42 x 1.3 mm

› Colour and Character

Anthracite Jura Slate with an authentic roughness supported by texture ST10 Deepskin Rough supports this rough character. Almost everything can be combined with this versatile decor. The combinations with wood that show dark grey to black elements such as cracks or knot are particularly harmonious.

› Texture



**An authentic texture ...**

... for natural, striking, and rustic decors, well suited for solid wood reproductions.

› Room View





Board



Decor Close-Up



Local Stock Availability

ST87:	2800 x 2070 x 18 mm MFC
Edges:	22 x 0.8 mm 42 x 1.3 mm

Colour and Character

Anthracite Metal Rock displays the perfect fusion of stone character and metal appearance. The texture ST87 Mineral Ceramic invigorates the decor with its matt-gloss effects and enhances the percentage of mother-of-pearl in the decor particularly well. Thanks to the brownish colour elements of the anthracite, it creates a harmonious contrast to wood and warm grey tones.

Texture



A matt-gloss effect...

... simulating the surface and feel of a ceramic sheet.

Room View



› Board



› Decor Close-Up



› Local Stock Availability

<b>ST9:</b>	2800 x 2070 x 18 mm MFC
<b>Edges:</b>	22 x 0.8 mm 42 x 1.3 mm

› Texture



**A very natural feel ...**


... perfect for solid colors as well as woodgrain decors. This texture follows the trend towards matte surfaces.



Board



Decor Close-Up




Local Stock Availability

<b>ST2:</b>	2800 x 2070 x 18 mm MFC
<b>Edges:</b>	22 x 0.8 mm 42 x 1.3 mm

Colour and Character

The decor Brushed Brass displays a fine sanded pattern and is often used as an alternative to stainless steel thanks to its warm golden effect. This metallic decor works well with all tones with red content. The texture ST2 Smoothtouch Pearl gives this uni metallic a certain brilliance and makes it robust enough for all uses.

Texture



A pearl texture ...

... with a medium gloss level. This surface is robust, durable and is best used with uni and pearlescent colours.


Room View



› Board



› Decor Close-Up




› Local Stock Availability

<b>ST2:</b>	2800 x 2070 x 18 mm MFC
<b>Edges:</b>	22 x 0.8 mm 42 x 1.3 mm

› Colour and Character

The decor Brushed Aluminium displays, in contrast with classic aluminium, a fine pattern and also looks somewhat warmer, particularly in combination with warm wood types. The texture ST2 Smoothtouch Pearl gives to this uni metallic a certain brilliance and makes it robust enough for all uses.

› Texture



**A pearl texture ...**

... with a medium gloss level. This surface is robust, durable and is best used with uni and pearlescent colours.

› Room View





› Board




› Decor Close-Up



› Local Stock Availability

<b>ST2:</b>	2800 x 2070 x 18 mm MFC
<b>Edges:</b>	22 x 0.8 mm 42 x 1.3 mm

› Texture



**A pearl texture ...**

... with a medium gloss level. This surface is robust, durable and is best used with uni and pearlescent colours.



› Board



› Decor Close-Up



› Local Stock Availability

<b>ST87:</b>	2800 x 2070 x 18 mm MFC
<b>Edges:</b>	22 x 0.8 mm 42 x 1.3 mm

› Colour and Character

The decor Ferro Bronze is a perfect version of a weathered iron plate. The colour mix of copper-bronze provides a realistic metal character that is strengthened by the irregular decor structure. It works well with sand-coloured woodgrain decors. The matt and glossy elements of the texture ST87 Mineral Ceramic adds to its authenticity.

› Texture



**A matt-gloss effect...**

... simulating the surface and feel of a ceramic sheet.

› Room View





Board



Decor Close-Up



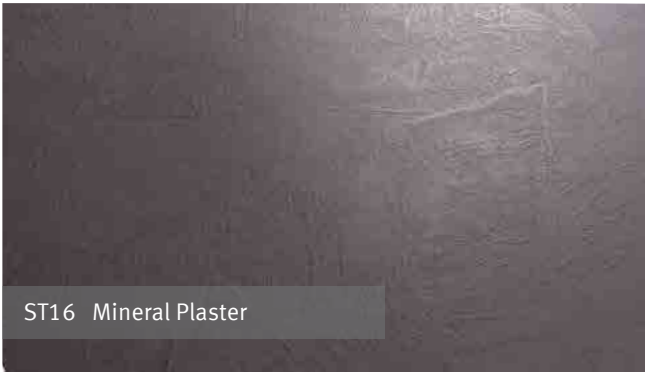
Local Stock Availability

<b>ST16:</b>	2800 x 2070 x 18 mm MFC
<b>Edges:</b>	22 x 0.8 mm 42 x 1.3 mm

Colour and Character

The decor series Metal Slate combines a slate appearance with a metallic effect. The texture ST16 Mineral Plaster supports the decor's stone character. The colour silver grey is a cool variant combines well with wood in light, natural colours and cool grey tones.

Texture



**A rough plaster look...**  
... containing both deep and glossy elements creating an authentic finish.

Room View



› Board




› Local Stock Availability

<b>ST16:</b>	2800 x 2070 x 18 mm MFC
<b>Edges:</b>	22 x 0.8 mm 42 x 1.3 mm

› Colour and Character

The decor series Metal Slate combines a slate appearance with a metallic effect. The texture ST16 Mineral Plaster supports the decor's stone character. The black gold colour is a rather warm version that fits well with natural-coloured wood with dark knots or cracks.

› Texture



**A rough plaster look...**

... containing both deep and glossy elements creating an authentic finish.

› Decor Close-Up




› Room View






› Board



› Decor Close-Up



› Local Stock Availability

<b>ST10:</b>	2800 x 2070 x 18 mm MFC
<b>Edges:</b>	22 x 0.8 mm 42 x 1.3 mm

› Colour and Character

Titanium Grey Steelcut is a striking decor in the trend world of “PerfectImperfection”. The look of hand-made metal plates can create very impressive wall surfaces in hotels, shops, or even restaurants. Woodgrain decors in natural colours complement this decor perfectly, whilst a warm, elegant metal decor, could create a colourful harmonious combination. The texture ST10 Deepskin Rough enhances this rough character appearance.

› Texture



ST10 Deepskin Rough

**An authentic texture ...**  
... for natural, striking, and rustic decors, well suited for solid wood reproductions.

› Room View





Board



Decor Close-Up



Local Stock Availability

<b>ST22:</b>	2800 x 2070 x 18 mm MFC
	2800 x 2070 x 8 mm MFC
	2800 x 1310 x 0.8 mm Laminate
<b>Edges:</b>	22 x 0.8 mm
	42 x 1.3 mm

Colour and Character

Shorewood is a teak, however it can be used as a modern-exotic with many variants. The gray-brown color tone gives the lively linear woodgrain pattern a faded character, which is further complemented by the ST22 Deepskin Linear texture. This pattern is used in modern applications as well as furniture design.

Texture



A graceful distribution of wood pores ...

.... with varying size and depth, to give the surface a natural appearance. A light sub-texture provides a velvet touch.

Room View





Board



Local Stock Availability

<b>ST22:</b>	2800 x 2070 x 18 mm MFC
<b>Edges:</b>	22 x 0.8 mm 42 x 1.3 mm

Colour and Character

Based on a coloured wood with black lines that look like cracks, Whitewood represents a fantasy wood with black and white contrast. This turns it into an eye-catcher on black and white and it can serve as background for a wide colour palette. The texture ST22 Deepskin Linear supports the linear character and provides the decor image with an added natural character.

Texture



A graceful distribution of wood pores ...

.... with varying size and depth, to give the surface a natural appearance. A light sub-texture provides a velvet touch.

Decor Close-Up



Room View



› Board



› Decor Close-Up



› Local Stock Availability


**ST22:** 2800 x 2070 x 18 mm MFC

**Edges:** 22 x 0.8 mm  
42 x 1.3 mm

› Colour and Character

The exotic wood Coco Bolo impresses with striking dark grain lines in the very bright base colour. The linear is complemented by the matching haptic of the texture ST22 Deepskin Linear. The decor highlights horizontal shapes and is very popular for example on counter tops. Intense colour accents, as well as contrasts with dark brown nuances are possible as combinations.

› Texture



**A graceful distribution of wood pores ...**

.... with varying size and depth, to give the surface a natural appearance. A light sub-texture provides a velvet touch.

› Room View





› Board



› Decor Close-Up



› Local Stock Availability

**ST12:** 2800 x 2070 x 18 mm MFC  
2800 x 2070 x 8 mm MFC

**Edges:** 22 x 0.8 mm  
42 x 1.3 mm

› Colour and Character

Grey-Beige Bamenda is based on a wenge wood, but has a natural rough effect. This is also highlighted by the texture ST12 Ompipore Matt. It has a strong colour interplay between grey and reddish-brown, which is strengthened by a slight pearlescent effect. It works particularly well with grey uni colours and materials thanks to its grey pore.

› Texture



**A graceful distribution of wood pores ...**

.... with varying size and depth, to give the surface a natural appearance. A light sub-texture provides a velvet touch.

› Room View





› Board



› Decor Close-Up



› Local Stock Availability


**ST22:** 2800 x 2070 x 18 mm MFC

**Edges:** 22 x 0.8 mm  
42 x 1.3 mm

› Colour and Character

White takes centrestage on the Cascina Pine. Natural pine elements in vintage style shine through, giving this decor a high degree of originality. Thanks to the discreet yet striking rustic elements, the designer has the opportunity to design with mainly white and still add a trendy natural element to the room. This character is enhanced by the visually linear and brushed texture ST22 Deepskin Linear.

› Texture



**A graceful distribution of wood pores ...**

... with varying size and depth, to give the surface a natural appearance. A light sub-texture provides a velvet touch.

› Room View





› Board



› Decor Close-Up



› Local Stock Availability

<b>ST10:</b>	2800 x 2070 x 18 mm MFC
<b>Edges:</b>	22 x 0.8 mm 42 x 1.3 mm

› Colour and Character

Whiteriver Oak displays a rustic vintage look. In the sand-beige colour intensity, this decor allows good combinations with colours such as white and light grey tones, but it can also be combined with a wide range of accent colours. The texture ST10 Deepskin Rough also gives the decor a naturally rough feel.

› Texture



**An authentic texture ...**

... for natural, striking, and rustic decors, well suited for solid wood reproductions.

› Room View





› Board



› Decor Close-Up



› Local Stock Availability

<b>ST10:</b>	2800 x 2070 x 18 mm MFC
<b>Edges:</b>	22 x 0.8 mm 42 x 1.3 mm

› Colour and Character

Whiteriver Oak displays a rustic vintage look. In the grey-brown colour tone, this decor allows good combinations with colours such as white and light grey tones, but it can also be combined with a wide range of accent colours. The texture ST10 Deepskin Rough also gives the decor a naturally rough feel.

› Texture



**An authentic texture ...**

... for natural, striking, and rustic decors, well suited for solid wood reproductions.

› Room View





Board



Decor Close-Up




Local Stock Availability

<b>ST19:</b>	2800 x 2070 x 18 mm MFC
<b>Edges:</b>	22 x 0.8 mm 42 x 1.3 mm

Colour and Character

Beige Grey Lorenzo Oak elegant in its simplicity, with a white pore structure that shows slightly dark cracks. These give the beige grey toned oak decor a certain liveliness and makes for very good combinations with light and dark accents. The texture ST19 Deepskin Excellent provides both visual and haptical naturalness.

Texture



Cut cathedrals ...

... combined with linear areas. The matte and gloss effects give the decor exciting dynamic yet natural overall appearance.

Room View





Board



Decor Close-Up



Local Stock Availability

<b>ST12:</b>	2800 x 2070 x 18 mm MFC
<b>Edges:</b>	22 x 0.8 mm 42 x 1.3 mm

Colour and Character

The truffle brown colour of the Davos Oak is warm at its base and displays a variety of colour nuances, from very dark, almost black elements to light pore versions. This oak work well in many combinations, primarily with light uni colours and whites, as well as warming decors such as cashmere grey. The texture ST12 Omnipore Matt provides it with a pleasantly soft feel.

Texture



A graceful distribution of wood pores ...

.... with varying size and depth, to give the surface a natural appearance. A light sub-texture provides a velvet touch.

Room View





› Board



› Decor Close-Up



› Local Stock Availability

**ST12:** 2800 x 2070 x 18 mm MFC

**Edges:** 22 x 0.8 mm  
42 x 1.3 mm

› Colour and Character

The decor series Kendal Oak is an elegant and natural oak. The decor is generally linear and displays cut florets. It displays a few mainly small knots that give this decor a natural character. The natural colour displays a rather natural, unprocessed character. The texture ST12 Omnipore Matt adds a natural look and feel.

› Texture



**A graceful distribution of wood pores ...**

.... with varying size and depth, to give the surface a natural appearance. A light sub-texture provides a velvet touch.

› Room View





› Board



› Decor Close-Up



› Local Stock Availability

**ST10:** 2800 x 2070 x 18 mm MFC

**Edges:** 22 x 0.8 mm  
42 x 1.3 mm

› Colour and Character

Hunton Oak, the distinctive planks and natural cracks and knots ensure a very rustic, authentic looking appearance. This makes for exciting accents in both furniture design and as a worktop decor. The dark colour tone adds a certain elegance to the rustic planked appearance character. The texture ST10 Deepskin Rough ensures a very authentic character. The decor looks even more natural thanks to the XL repeat, i.e. reduced repetition of the cracks and knots.

› Texture



**An authentic texture ...**

... for natural, striking, and rustic decors, well suited for solid wood reproductions.

› Room View





› Board



› Decor Close-Up



› Local Stock Availability

<b>ST10:</b>	2800 x 2070 x 18 mm MFC
<b>Edges:</b>	22 x 0.8 mm 42 x 1.3 mm

› Colour and Character

Vintage Santa Fe Oak shows the vivid picture of a highly planked oak that displays very clear signs of wear, as if it had already been through several years of heavy stress. It is suitable as an accent decor on fronts as well as a worktop and creates exciting, lively contrasts to rather discreet uni or material decors. The liveliness of the decor is also supported by the XL repeat, because the decor has fewer repetitions in its overall appearance.

› Texture



**An authentic texture ...**

... for natural, striking, and rustic decors, well suited for solid wood reproductions.

› Room View





› Board



› Decor Close-Up



› Local Stock Availability

<b>ST10:</b>	2800 x 2070 x 18 mm MFC
	2800 x 2070 x 8 mm MFC
	2800 x 1310 x 0.8 mm Laminate
<b>Edges:</b>	22 x 0.8 mm
	42 x 1.3 mm

› Colour and Character

The Pacific Walnut decor series is the reproduction of a modern walnut, which responds to the trend for more naturalness, even with classic elegant wood types, through dark inclusions and soft knots. The rough look is supported by the texture ST10 Deepskin Rough. The light natural colour is a modern walnut variant ideal for living rooms or bedrooms.

› Texture



**An authentic texture ...**

... for natural, striking, and rustic decors, well suited for solid wood reproductions.

› Room View





› Board



› Decor Close-Up



› Local Stock Availability


**ST19:** 2800 x 2070 x 18 mm MFC

**Edges:** 22 x 0.8 mm  
42 x 1.3 mm

› Colour and Character

Walnut reproductions are also becoming more popular these days. Lincoln Walnut presents a lively variant that nevertheless achieves a certain degree of elegance thanks to the use of gold pigments. The texture ST19 Deepskin Excellent gives this decor a very modern, natural surface that almost resembles a synchronised pore.

› Texture



**Cut cathedrals ...**

... combined with linear areas. The matte and gloss effects give the decor exciting dynamic yet natural overall appearance.

› Room View



› Board



› Decor Close-Up




› Local Stock Availability

<b>ST19:</b>	2800 x 2070 x 18 mm MFC
<b>Edges:</b>	22 x 0.8 mm 42 x 1.3 mm

› Colour and Character

Anthracite Fineline Metallic is a real insider tip for many applications. The line drawing of the decor image is not strictly linear, but slightly irregular. In combination with the mother-of-pearl pigments used, this look gives the decor, despite its elegance, a certain vitality, which is supported by the texture ST19 Deepskin Excellent. This woodgrain decor is a dyed-through variant, which gives the decor a certain material character.

› Texture



**Cut cathedrals ...**

... combined with linear areas. The matte and gloss effects give the decor exciting dynamic yet natural overall appearance.

› Room View





› Board



› Decor Close-Up




› Local Stock Availability

<b>ST19:</b>	2800 x 2070 x 18 mm MFC
<b>Edges:</b>	22 x 0.8 mm 42 x 1.3 mm

› Colour and Character

The fine line drawing of the decor image Brown Finline Metallic shows an elegant naturalness thanks to the fact that it is not strictly linear, but slightly irregular. The dark brown color, in combination with the mother-of-pearl pigments, supports the elegance of this decor. The texture ST19 Deepskin Excellent gives it its naturalness.

› Texture



**Cut cathedrals ...**

... combined with linear areas. The matte and gloss effects give the decor exciting dynamic yet natural overall appearance.

› Room View



› Board



› Decor Close-Up




› Local Stock Availability

<b>ST19:</b>	2800 x 2070 x 18 mm MFC
<b>Edges:</b>	22 x 0.8 mm 42 x 1.3 mm

› Colour and Character

The decorative series of the Branson Robinia embodies an elegant decorative image that receives a certain scaled-down appearance thanks to the light planking and linearity. Due to the use of pearlescent pigments and in combination with the texture ST19 Deepskin Excellent, it also displays a certain degree of naturalness. The Truffle Brown Branson Robinia displays a very dark version with a slightly orange-looking pore, which allows good colour combinations with uni decors in this colour intensity.

› Texture



**Cut cathedrals ...**

... combined with linear areas. The matte and gloss effects give the decor exciting dynamic yet natural overall appearance.

› Room View





>> Feelwood Range.



UNI COLORS

Decor	Series	Name
U999	TM28	Black

WOOD REPRODUCTION

Decor	Series	Name
H1486	ST36	Pasadena Pine
H3154	ST36	Dark Brown Charleston Oak
H3351	ST28	Grey Gladstone Oak
H3309	ST28	Sand Gladstone Oak
H3325	ST28	Tobacco Gladstone Oak
H3326	ST28	Grey Beige Gladstone Oak
H1344	ST32	Cognac Brown Sherman Oak
H1345	ST32	Grey Sherman Oak
H1346	ST32	Anthracite Sherman Oak
H1176	ST37	White Halifax Oak
H1180	ST37	Natural Halifax Oak
H1181	ST37	Tobacco Halifax Oak
H3176	ST37	Tobacco Pewter Halifax Oak
H3404	ST38	Brown Mountain Larch
H3406	ST38	Anthracite Mountain Larch
H1227	TM12	Brown Abano Ash
H3180	TM37	Brown Halifax Oak

› Decor Close-Up



› Room View




› Local Stock Availability

<b>TM28:</b>	2800 x 2070 x 18 mm MFC
<b>Edges:</b>	22 x 0.8 mm 42 x 1.3 mm

› Colour and Character

Black, an always trendy design element, either as an accent or the main event, now also extends beautifully for wood surfaces. U999 TM28 Black expands our trend world BlackOptions with an authentic-looking solid wood texture. The matte PerfectSense lacquer finish with the embossed-in-register (EIR) texture TM28 Feelwood Nature Matt gives the decor its natural look and feel, as well as a fingerprint resistant property.

› Texture



**Cut cathedrals ...**

... combined with linear areas. The matte and gloss effects give the decor exciting dynamic yet natural overall appearance.

› Room View





› Board



› Decor Close-Up



› Local Stock Availability

**ST36:** 2800 x 2070 x 18 mm MFC  
2800 x 2070 x 8 mm MFC  
2800 x 1310 x 0.8 mm Laminate

**Edges &** 22 x 0.8 mm  
**End grain:** 42 x 1.3 mm

› Colour and Character

Pasadena Pine is a pine with an absolute used look character. The texture ST36 Feelwood Brushed underlines very authentically the character of a deep brushed texture. A very original weathered appearance is obtained through the blue-grey colour of the decor. Metallic materials and uni colours in blue, grey, or even white work well with this decor.

› Texture

ST36 Feelwood Brushed

**Cut cathedrals ...**

... combined with linear areas. The matte and gloss effects give the decor exciting dynamic yet natural overall appearance.

› Room View





› Board



› Decor Close-Up



› Local Stock Availability

**ST36:** 2800 x 2070 x 18 mm MFC  
2800 x 2070 x 8 mm MFC

**Edges &** 22 x 0.8 mm  
**End grain:** 42 x 1.3 mm

› Colour and Character

Dark Brown Charleston Oak comes with a colour intensity that is reminiscent of walnut. The extreme naturalness of this reproduction is expressed in the striking switch between lighter and darker areas. The texture ST36 Feelwood Brushed makes the decor feel like a handcrafted freshly sanded surface.

› Texture

ST36 Feelwood Brushed

**Cut cathedrals ...**

... combined with linear areas. The matte and gloss effects give the decor exciting dynamic yet natural overall appearance.

› Room View





› Board



› Decor Close-Up



› Local Stock Availability

<b>ST28:</b>	2800 x 2070 x 18 mm MFC
<b>Edges:</b>	22 x 0.8 mm 42 x 1.3 mm

› Texture



ST28 Feelwood Nature

With an authentic feel, cracks and knots ...

... create the natural look and feel of real wood.

Board



Decor Close-Up



Local Stock Availability

**ST28:** 2800 x 2070 x 18 mm MFC  
2800 x 2070 x 8 mm MFC

**Edges &  
End grain:** 22 x 0.8 mm  
42 x 1.3 mm

Colour and Character

The Gladstone Oak decor series features an authentic-looking classic planked oak pattern. The deep sandblasted effect is enhanced by the embossed-in-register (EIR) texture, ST28 Feelwood Nature. This realistic combination provides a strikingly convincing solid wood effect for a variety of design applications. The natural tone of Sand Gladstone Oak allows for a variety of color combinations and applications.

Texture



**With an authentic feel, cracks and knots ...**

... create the natural look and feel of real wood.

Room View





Board



Decor Close-Up



Local Stock Availability

**ST28:** 2800 x 2070 x 18 mm MFC  
2800 x 2070 x 8 mm MFC

**Edges &  
End grain:** 22 x 0.8 mm  
42 x 1.3 mm

Colour and Character

The Gladstone Oak decor series features an authentic-looking classic planked oak pattern. The deep sandblasted effect is enhanced by the embossed-in-register (EIR) texture, ST28 Feelwood Nature. This realistic combination provides a strikingly convincing solid wood effect for a variety of design applications. The elegant color of Tobacco Gladstone Oak works beautifully with metallic materials or in contrast with white.

Texture



**With an authentic feel, cracks and knots ...**

... create the natural look and feel of real wood.

Room View





Board



Local Stock Availability

**ST28:** 2800 x 2070 x 18 mm MFC  
2800 x 2070 x 8 mm MFC

**Edges &** 22 x 0.8 mm  
**End grain:** 42 x 1.3 mm

Colour and Character

The Gladstone Oak decor series features an authentic-looking classic planked oak pattern. The deep sandblasted effect is enhanced by the embossed-in-register (EIR) texture, ST28 Feelwood Nature. This realistic combination provides a strikingly convincing solid wood effect for a variety of design applications. The modern color of Grey-Beige Gladstone Oak makes combinations with all gray nuances look harmonious.

Texture



**With an authentic feel, cracks and knots ...**

... create the natural look and feel of real wood.

Decor Close-Up



Room View





Board



Decor Close-Up



Local Stock Availability

<b>ST32:</b>	2800 x 2070 x 18 mm MFC
<b>Edges &amp;</b>	22 x 0.8 mm
<b>End grain:</b>	42 x 1.3 mm

Colour and Character

Sherman Oak is an extremely rustic oak reproduction with used effects. shows in conjunction with the synchronous texture ST32 Feelwood Vintage a very rustic oak reproduction with used effects. The cognac brown colour tone supports the rustic naturalness of the decor.

Texture



Create a natural vintage look and feel ...

... the worn appearance of the woodgrain is enhanced by the synchronised surface.

Room View





Board



Local Stock Availability

ST32:	2800 x 2070 x 18 mm MFC
Edges &	22 x 0.8 mm
End grain:	42 x 1.3 mm

Colour and Character

Sherman Oak which features texture ST32 Feelwood Vintage a rustic oak reproduction. With the grey colour tone we show a dyed-through version that can be easily combined with a wide range of uni decors, from neutral to coloured.

Texture



Create a natural vintage look and feel ...

... the worn appearance of the woodgrain is enhanced by the synchronised surface.

Decor Close-Up



Room View





Board



Local Stock Availability

ST32:	2800 x 2070 x 18 mm MFC
Edges &	22 x 0.8 mm
End grain:	42 x 1.3 mm

Colour and Character

Sherman Oak shows a very rustic oak reproduction with used effects, where the colour tone anthracite in conjunction with the synchronous texture ST32 Feelwood Vintage captures the trend theme of black to burnt-looking wood types.

Texture



Create a natural vintage look and feel ...

... the worn appearance of the woodgrain is enhanced by the synchronised surface.

Decor Close-Up



Room View





Board



Decor Close-Up




Local Stock Availability

ST37:	2800 x 2070 x 18 mm MFC
Edges &	22 x 0.8 mm
End grain:	42 x 1.3 mm

Colour and Character

The Halifax Oak series displays striking distressing with knots, deep cracks and grain to recreate a natural, authentic look in living spaces. White Halifax Oak provides a Nordic flair, with a color play that includes white, beige and gray, providing endless possibilities when combined with solid colors. The dark distressing and saw marks of the decor look particularly nice in combination with black or “almost black” tones and woodgrains. The embossed-in-register (EIR) ST37 Feelwood Rift texture enhances this decor with a rich tactile character.

Texture



Authentic ...

... like a solid wood surface, this texture features deep and tactile cracks that synchronize with the decor series Halifax Oak.

Room View





Board



Decor Close-Up



Local Stock Availability


**ST37:** 2800 x 2070 x 18 mm MFC  
2800 x 2070 x 8 mm MFC

**Edges &  
End grain:** 22 x 0.8 mm  
42 x 1.3 mm

Colour and Character

The Halifax Oak series displays striking distressing with knots, deep cracks and grain to recreate a natural, authentic look in living spaces. A popular decor for both kitchens and living room furniture, Natural Halifax Oak pairs beautifully with modern materials such as metal, glass and stone. These effects, combined with an extra large pattern repeat (XL-Repeat), makes this decor ideal for large surfaces and perfectly replicates the look of a wood slab. The embossed-in-register (EIR) ST37 Feelwood Rift texture enhances this decor with a rich tactile character.

Texture



Authentic ...

... like a solid wood surface, this texture features deep and tactile cracks that synchronize with the decor series Halifax Oak.

Room View





Board



Decor Close-Up



Local Stock Availability


**ST37:** 2800 x 2070 x 18 mm MFC  
2800 x 2070 x 8 mm MFC

**Edges &  
End grain:** 22 x 0.8 mm  
42 x 1.3 mm

Colour and Character

The Halifax Oak series displays striking distressing with knots, deep cracks and grain to recreate a natural, authentic look in living spaces. Tobacco Halifax Oak, the darkest variant of the Halifax Oak decor series, is increasingly used in combination with white, light gray and beige color schemes. These effects, combined with an extra large pattern repeat (XL-Repeat), makes this decor ideal for large surfaces and perfectly replicates the look of a wood slab. The embossed-in-register (EIR) ST37 Feelwood Rift texture enhances this decor with a rich tactile character.

Texture



Authentic ...

... like a solid wood surface, this texture features deep and tactile cracks that synchronize with the decor series Halifax Oak.

Room View





› Board



› Decor Close-Up



› Local Stock Availability


**ST37:** 2800 x 2070 x 18 mm MFC  
2800 x 2070 x 8 mm MFC

**Edges &** 22 x 0.8 mm  
**End grain:** 42 x 1.3 mm

› Colour and Character

The Halifax Oak series displays striking distressing with knots, deep cracks and grain patterns to recreate a natural, authentic look in living spaces. The unique Pewter Halifax Oak is well suited for use as a worktop, or as an accent. In bedroom and living room furniture, the end grain look is often used as a contrast to solid colored fronts. This decor pairs well with solid colors and metallic decors. These effects, combined with an extra large pattern repeat (XL-Repeat), makes this decor ideal for large surfaces and perfectly replicates the look of a wood slab. The embossed-in-register (EIR) ST37 Feelwood Rift texture enhances this decor with a rich tactile character.

› Texture



**Authentic ...**

... like a solid wood surface, this texture features deep and tactile cracks that synchronize with the decor series Halifax Oak.

› Room View





› Board



› Decor Close-Up



› Local Stock Availability

**ST38:** 2800 x 2070 x 18 mm MFC

**Edges &** 22 x 0.8 mm

**End grain:** 42 x 1.3 mm

› Colour and Character

Brown Mountain Larch is very close to the real wood model thanks to its natural colour with lighter and darker areas. The deeply brushed character gives this decor its perfect appearance, underlined by the synchronised texture ST38 Feelwood Pinegrain. The synchronised surface makes sure that this reproduction is almost undistinguishable from the real material.

› Texture



ST38 Feelwood Pinegrain

**Cut cathedrals ...**

... combined with linear areas. The matte and gloss effects give the decor exciting dynamic yet natural overall appearance.

› Room View





› Board



› Decor Close-Up



› Local Stock Availability

**ST38:** 2800 x 2070 x 18 mm MFC

**Edges &** 22 x 0.8 mm

**End grain:** 42 x 1.3 mm

› Colour and Character

Brown Mountain Larch is very close to the real wood model thanks to its natural colour with lighter and darker areas. The deeply brushed character gives this decor its perfect appearance, underlined by the synchronised texture ST38 Feelwood Pinegrain. The synchronised surface makes sure that this reproduction is almost undistinguishable from the real material.

› Texture



**Cut cathedrals ...**

... combined with linear areas. The matte and gloss effects give the decor exciting dynamic yet natural overall appearance.

› Room View



Board



Decor Close-Up



Local Stock Availability

TM12:	2800 x 2070 x 18 mm MFC
Edges:	22 x 0.8 mm



› Decor Close-Up




› Local Stock Availability

<b>TM37:</b>	2800 x 2070 x 18 mm MFC
<b>Edges:</b>	22 x 0.8 mm 43 x 2 mm

› Colour and Character

Within the best-selling Halifax Oak series, H3180 Brown Halifax Oak delivers an on-trend option for dark woodgrain decors. The tactile cracks give the decor its recognizable, striking natural look, enhanced with the authenticity of our embossed-in-register (EIR) texture TM37 Feelwood Rift Matt and our matte, finger-print-resistant PerfectSense lacquer finish.

› Texture



**Cut cathedrals ...**

... combined with linear areas. The matte and gloss effects give the decor exciting dynamic yet natural overall appearance.

› Room View



› Room View



>> PerfectSense Range.



WHITES & UNI COLORS

Decor	Series	Name
W1000	PG	Premium White
W1100	PG	Alpine White
U104	PG	Alabaster White
U732	PG	Dust Grey
U999	PG / PM	Black

MATERIAL REPRODUCTION


Decor	Series	Name
F204	PG	White Carrara Marble
F205	PG	Anthracite Pietra Grigia
F206	PG	Black Pietra Grigia
F434	PG	Cubanite Steelbrush
F120	PG	Light Grey Metal Rock

TOPMATT UNI COLORS

Decor	Series	Name
U311	TM9	Burgundy
U325	TM9	Antique Rose
U390	TM9	Indian Red
U570	TM9	Midnight Blue
U606	TM9	Forest Green
U702	TM9	Cashmere Grey
U818	TM9	Dark Brown
U963	TM9	Diamond Grey



› Board

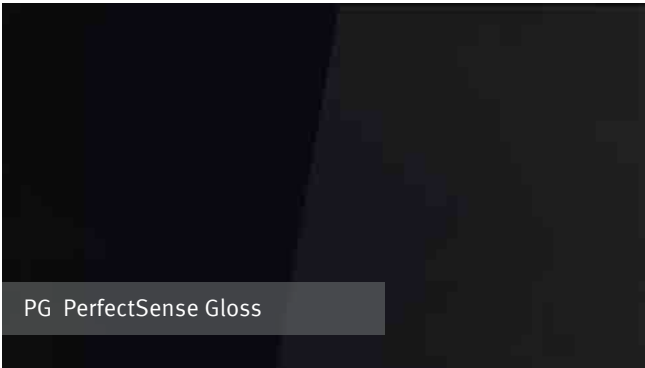


› Local Stock Availability

**PG:** 2800 x 2070 x 18 mm MDF

**Edges:** 22 x 1 mm

› Texture



A mirror-like, reflective surface...

... allows you to add a luxurious finish to any space.


› Colour and Character

Premium White is an opaque warm white, which provides a high-quality surface for any application. Our PerfectSense Gloss (PG) lacquered surface transforms this decor into a high-quality gloss effect that provides added value to any design. Premium White can also be combined with both PerfectSense Gloss and PerfectSense Matt (PM) to create an exciting matte-gloss effect.

› Room View



› Board



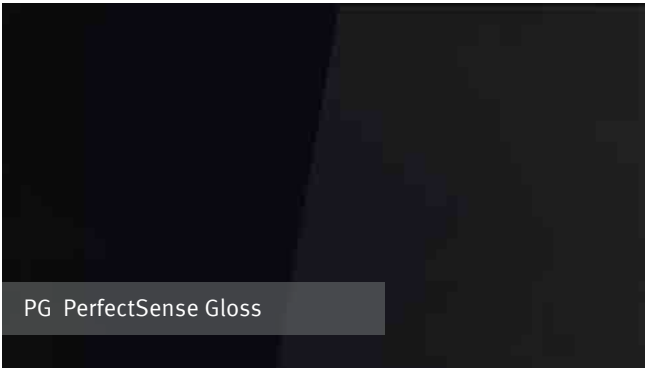
› Colour and Character

The most neutral white in our collection, Alpine White is frequently used in interior design. This matches with the popular RAL Signal White, which is also frequently used in interior design. The PerfectSense Gloss (PG) lacquered surface provides added value for this opaque white, with its high-quality gloss effect.

› Local Stock Availability

<b>PG:</b>	2800 x 2070 x 18 mm MDF
<b>Edges:</b>	22 x 1 mm 45 x 2 mm

› Texture



**A mirror-like, reflective surface...**


... allows you to add a luxurious finish to any space.

› Room View





› Board



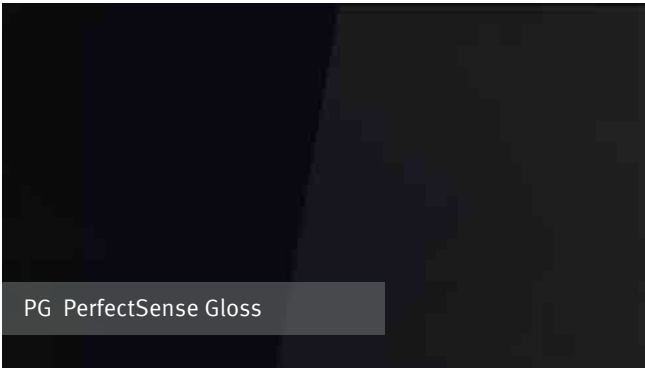
› Colour and Character

Alabaster White has a yellow content which provides a cream tone, making it suitable for combinations with classic wood-grains.

› Local Stock Availability

<b>PG:</b>	2800 x 2070 x 18 mm MDF
<b>Edges:</b>	22 x 1 mm

› Texture



**A mirror-like, reflective surface...**

... allows you to add a luxurious finish to any space.

› Room View



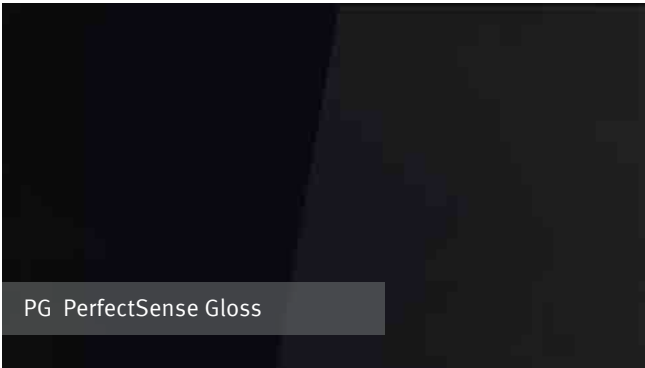
› Board



› Local Stock Availability

<b>PG:</b>	2800 x 2070 x 18 mm MDF
<b>Edges:</b>	22 x 1 mm

› Texture



**A mirror-like, reflective surface...**

... allows you to add a luxurious finish to any space.

› Colour and Character

A medium, cool gray, Dust Grey provides a neutrality that allows many combinations and works well in offices and a variety of applications. The amazing depth of the high-gloss lacquered surface PerfectSense Gloss (PG) creates a particularly cool elegance. This color is available in diverse texture options, making it possible to create exciting textural contrasts.

› Room View





› Board



› Colour and Character

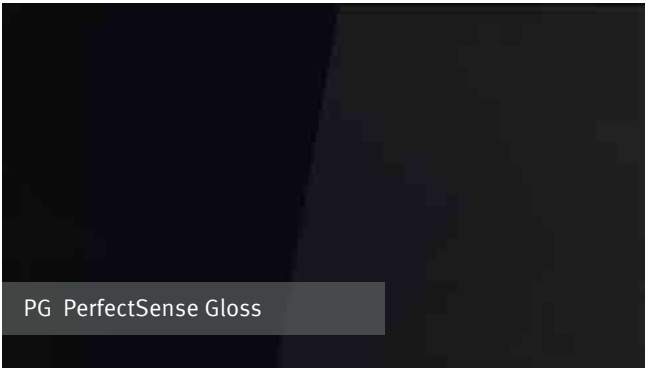
Black is experiencing a comeback, not only in striking black-and-white contrasts, but also for larger surfaces. PerfectSense Gloss (PG) creates depth and elegance, and can provide the perfect visual and tactile contrast to U999 Black on matte surfaces, or even a wide variety of woodgrain decors.

› Local Stock Availability

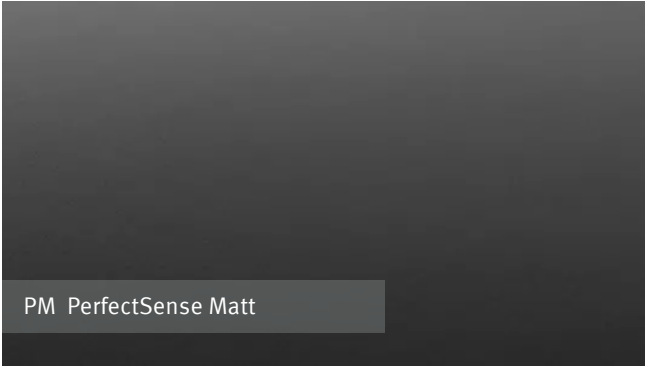
<b>PG:</b>	2800 x 2070 x 19 mm MDF
<b>Edges:</b>	22 x 1 mm

<b>PG:</b>	2800 x 2070 x 19 mm MDF
<b>Edges:</b>	22 x 1 mm 45 x 1 mm

› Texture



**A mirror-like, reflective surface...**  
... allows you to add a luxurious finish to any space.



**An ultra matte finish with a soft, velvety feel ...**  
... pairs with fingerprint and wear resistance.

› Room View



› Board



› Decor Close-Up



› Local Stock Availability

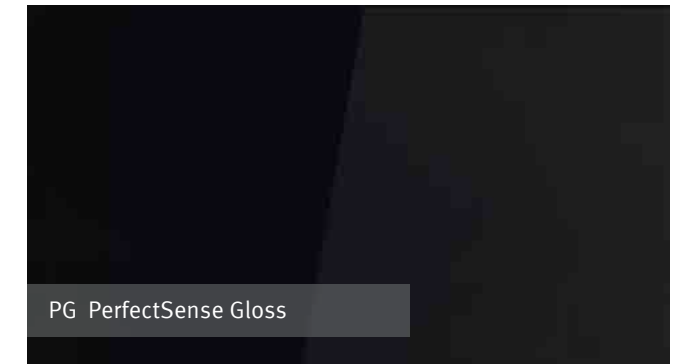
**PG:** 2800 x 2070 x 18 mm MDF

**Edges:** 22 x 1 mm  
42 x 1.3 mm

› Colour and Character

White marble is a very popular material and gives modern designs a retro character. White Carrara Marble is a decor with a very lively design and thus looks very good in combination with all options of black.

› Texture



**A mirror-like, reflective surface...**

... allows you to add a luxurious finish to any space.

› Room View





› Board



› Decor Close-Up



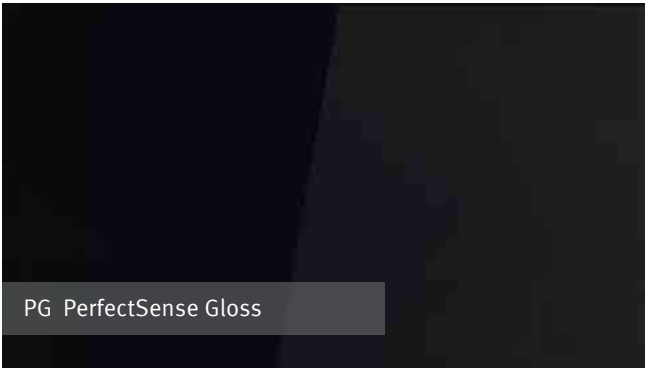
› Local Stock Availability

PG:	2800 x 2070 x 18 mm MDF
Edges:	22 x 1 mm 42 x 1.3 mm

› Colour and Character

Anthracite Pietra Grigia displays a slightly warmer, dark grey colour tone, which can represent an attractive contrast to white wood types. It looks very elegant and valuable tone-on-tone combined with wood like walnut. This marble even looks very authentic on large surfaces, as it displays fewer repetitions thanks to the XL repeat.

› Texture



**A mirror-like, reflective surface...**

... allows you to add a luxurious finish to any space.

› Room View



› Board



› Decor Close-Up



› Local Stock Availability

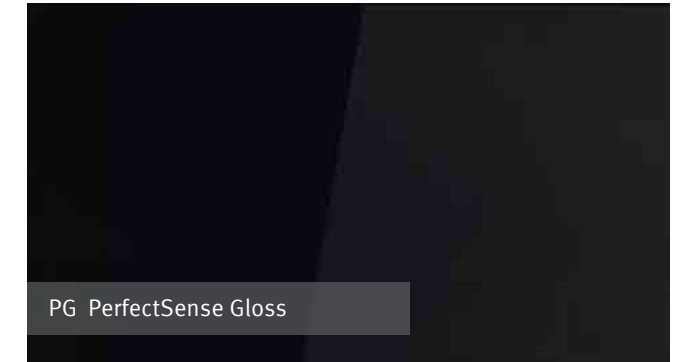
**PG:** 2800 x 2070 x 18 mm MDF

**Edges:** 22 x 1 mm  
42 x 1.3 mm

› Colour and Character

Black Pietra Grigia displays a strong character, which offers good opportunities to play the black-and-white theme with white in all textures or white wood types, especially because of its white veins. Intense colour accents, e.g. from the segment of red, are also possible. The amazing depth of the high-gloss lacquered surface PG PerfectSense Gloss creates a particularly cool elegance that enhances the black-white character of the colour tone. This marble even looks very authentic on large surfaces, as it displays fewer repetitions due to the XL repeat.

› Texture



**A mirror-like, reflective surface...**

... allows you to add a luxurious finish to any space.

› Room View





› Board



› Decor Close-Up



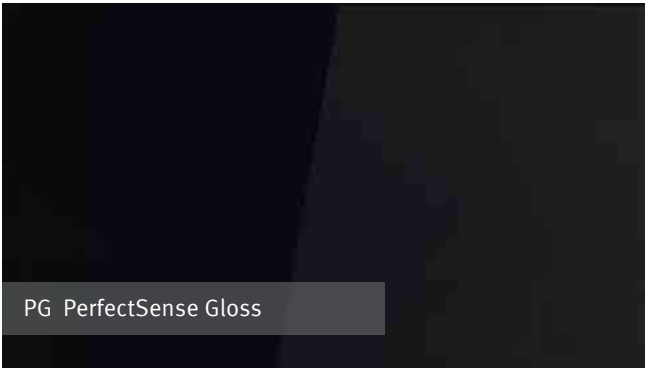
› Local Stock Availability

PG:	2800 x 2070 x 18 mm MDF
Edges:	22 x 1 mm 45 x 2 mm

› Colour and Character

The decor Cubanite Steelbrush embodies the look of circular brushed metal in a warm-grey colour tone. Exciting combinations can be achieved with grey-brown woodgrain decors.

› Texture



**A mirror-like, reflective surface...**

... allows you to add a luxurious finish to any space.

› Room View



› Board



› Decor Close-Up



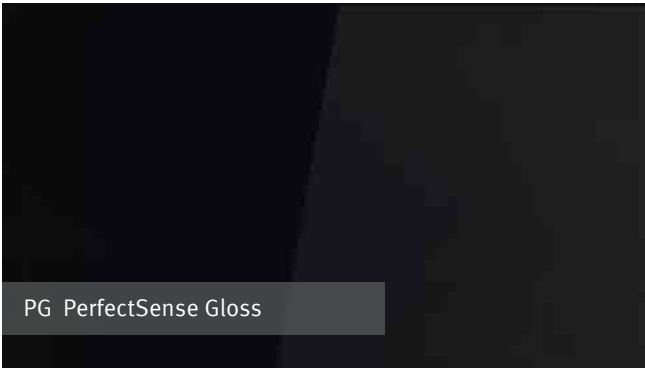
› Local Stock Availability

PG:	2800 x 2070 x 18 mm MDF
Edges:	22 x 1 mm

› Colour and Character

Light Grey Metal Rock displays the perfect fusion of stone character and metal appearance. The use of mother-of-pearl pigments supports the metal appearance. In terms of colour, this colour tone works well with the uni decors from our taupe concept.

› Texture



**A mirror-like, reflective surface...**

... allows you to add a luxurious finish to any space.

› Room View





› Board



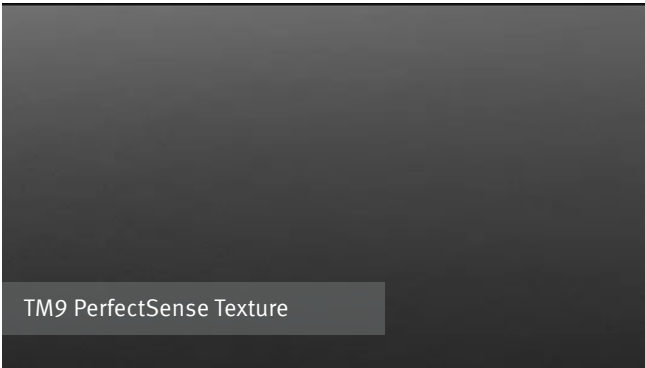
› Colour and Character

Burgundy Red is a deep wine red with blue content. This elegant red decor creates a classic colour accent with many types of wood, materials, or on white, grey, and black units.

› Local Stock Availability

<b>TM9:</b>	2800 x 2070 x 18 mm MDF
<b>Edges:</b>	22 x 1 mm 45 x 1 mm

› Texture



**A smooth, supermatt finish...**

... bringing luxurious matt lacquered surfaces to a more environmentally conscious and cost-effective core.

› Room View



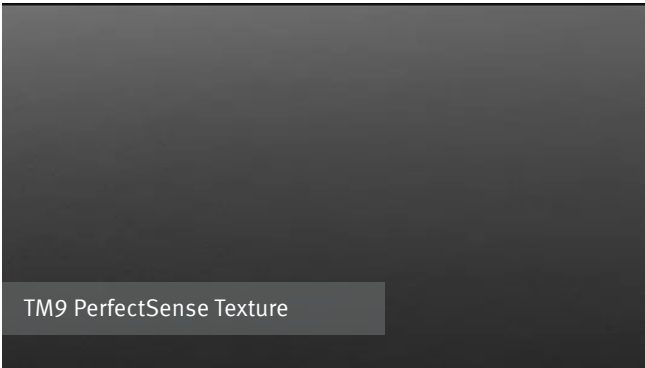
› Board



› Local Stock Availability

TM9:	2800 x 2070 x 18 mm MDF
Edges:	22 x 1 mm 45 x 1 mm

› Texture



A smooth, supermatt finish...

... bringing luxurious matt lacquered surfaces to a more environmentally conscious and cost-effective core.

› Colour and Character

Antique Rose blends very well with grey colour tones. It also combines well with the trend theme Black matt or a cool, high-gloss white.

› Room View





› Board



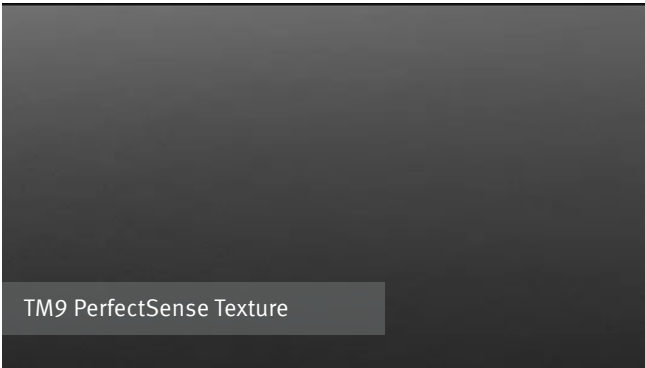
› Colour and Character

Indian Red is an intense red decor that can be seen in the fall foliage of an Indian summer. This colour tone works well as accent decor with yellow or even dark materials.

› Local Stock Availability

<b>TM9:</b>	2800 x 2070 x 18 mm MDF
<b>Edges:</b>	22 x 1 mm 45 x 1 mm

› Texture



**A smooth, supermatt finish...**

... bringing luxurious matt lacquered surfaces to a more environmentally conscious and cost-effective core.

› Room View



Board



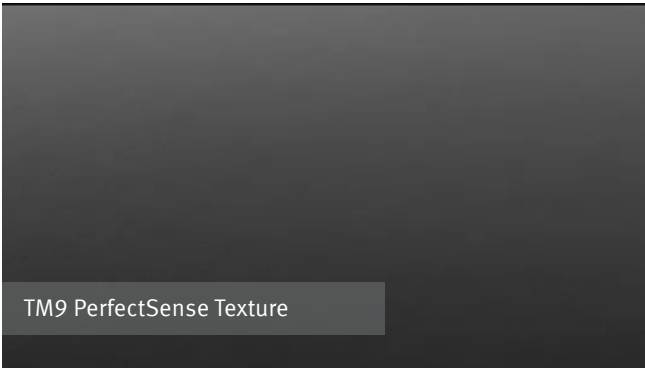
Colour and Character

Midnight Blue. is a dark blue with violet tones. In interior design it is often combined with white or very light woodgrains, or used on large surfaces in dark rooms in restaurants or trade fair construction.

Local Stock Availability

TM9:	2800 x 2070 x 18 mm MDF
Edges:	22 x 1 mm 45 x 1 mm

Texture



A smooth, supermatt finish...

... bringing luxurious matt lacquered surfaces to a more environmentally conscious and cost-effective core.

Room View





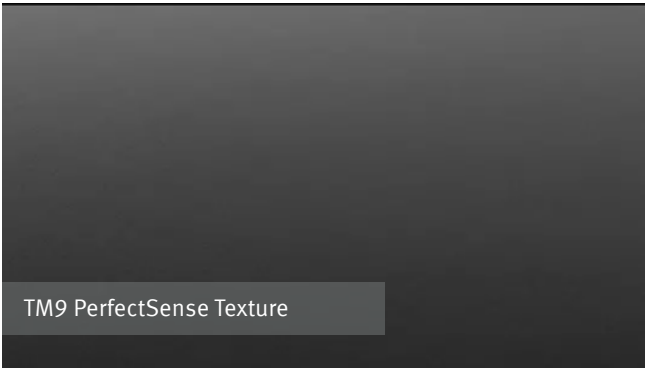
› Board



› Local Stock Availability

<b>TM9:</b>	2800 x 2070 x 18 mm MDF
<b>Edges:</b>	22 x 1 mm 45 x 1 mm

› Texture



**A smooth, supermatt finish...**

... bringing luxurious matt lacquered surfaces to a more environmentally conscious and cost-effective core.

› Colour and Character

A dark green that reminds us of the forest and nature, Forest Green works best on small surfaces in furniture design. In retail settings, it can be used as an accent in combination with light golden and auburn woodgrains.

› Room View



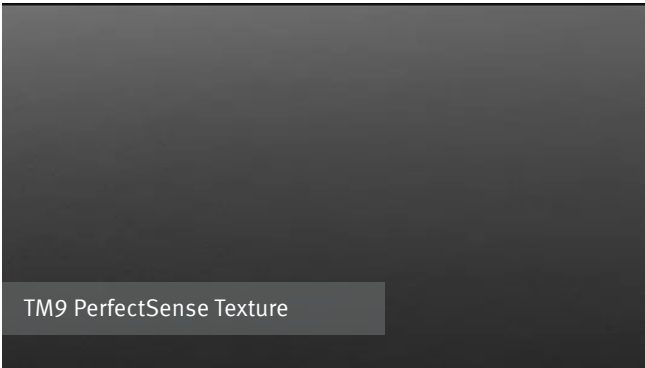
Board



Local Stock Availability

TM9:	2800 x 2070 x 18 mm MDF
Edges:	22 x 1 mm 45 x 1 mm

Texture



A smooth, supermatt finish...

... bringing luxurious matt lacquered surfaces to a more environmentally conscious and cost-effective core.

Colour and Character


With its red and gray tones, Cashmere Grey pairs well with wood-grains also displaying red undertones, as well as solid colors, other grays or whites.

Room View





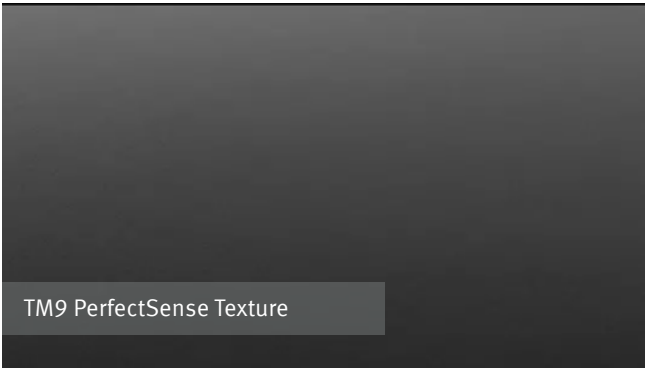
› Board



› Local Stock Availability

TM9:	2800 x 2070 x 18 mm MDF
Edges:	22 x 1 mm 45 x 1 mm

› Texture



A smooth, supermatt finish...

... bringing luxurious matt lacquered surfaces to a more environmentally conscious and cost-effective core.

› Colour and Character

Dark Brown is a saturated brown that works well in conjunction with lighter, natural wood types.

› Room View



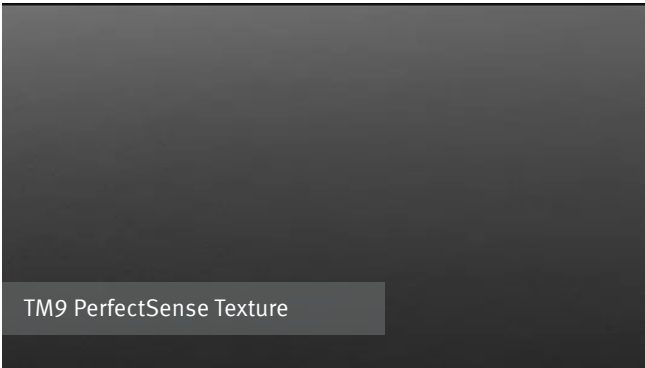
Board



Local Stock Availability

TM9:	2800 x 2070 x 18 mm MDF
Edges:	22 x 1 mm 45 x 1 mm

Texture



A smooth, supermatt finish...

... bringing luxurious matt lacquered surfaces to a more environmentally conscious and cost-effective core.

Colour and Character

A dark neutral gray, Diamond Grey belongs to the family of cool grays, including Black and Graphite Grey. As an “almost black” color, it can provide a softer alternative to black, while still creating contrast. This solid works well with light natural woodgrain colors.

Room View





# Our environmental cycle

## Wood-based materials production

To continually improve our environmental performance in the production process, we adhere to internationally certified energy and environmental management systems in accordance with ISO 50001, ISO 14001 and EMAS.

## Sawmill

Every year over half a million tonnes of sawmill co-products are used in the production of our wood based panels, derived from logs sourced from sustainably managed forests.

## Sustainable forestry

We act responsibly with regard to forests and the environment and are certified according to ISO38200 PEFC™ and FSC® (Forest Stewardship Council®), depending on the availability of the wood. In line with the EU Timber Regulation (EUTR) we only buy timber from verified suppliers.



## Consumer

We provide full transparency through Environmental Product Declarations (EPDs). They give end consumers important information about environmental and health aspects for each of our basic products.

## Recycling

Recycled wood, consisting of waste wood from disposed goods and those not fit for sale, is prepared and used for chipboard production.

## Renewable energy

We turn biogenic fuels, which can no longer be used, into heat and green electricity in our own biomass power plants.



# Wood-based materials with environmental values.

EGGER policies and processes meet high environmental standards. Carefully calculated statistics highlight a product's carbon footprint, how much recycled material is used in the production phase and/or how much of the material is sourced from renewable raw materials. See example below.

## Product structure



~13.3 kg CO<sub>2</sub> / m<sup>2</sup>



40 % recycled material  
40% by-products from the sawmill industry  
20% fresh resources



85% material from renewable resources  
15% material from fossil resources

## Carbon footprint\*

The CO<sub>2</sub> footprint can be used to measure the impact a product has on the climate. For coated chipboard it is small, even below zero. Why? Because during its growth, the wood has absorbed more CO<sub>2</sub> than is emitted during transport and production processes.

## Contribution to the recycling economy\*\*

In order to conserve natural resources, we need to make the best use of existing materials. This indicator shows how well this can be done in practice. The coated chipboard is made up of more than 50 % recycled material or recycled by-products from other industries.

## Contribution to the bioeconomy\*\*

Resources need different amounts of time to regenerate. Trees grow in a few decades, while fossil fuels need millions of years to form. Within this indicator, the product components are measured against how much material was obtained from renewable raw materials and how much from fossil fuels.

## Full transparency from us and no paperwork for you

To save you time and effort, when you need to submit certification documents for your projects, we have stored all environmental information in one place for easy access.





[www.egger.com](http://www.egger.com)

EGGER (UK)Limited

Anick Grange Road

Hexham, Northumberland

NE46 4JS

T 0845 6068888

From R.O.I please call T +44 1434 613304

F 01434 605103

[productsupport@egger.com](mailto:productsupport@egger.com)



[www.4kholding.com](http://www.4kholding.com)

FOUR K BUILDING MATERIALS BRANCH

Dubai Industrial City, Phase 2,

Warehouse No A1,

United Arab Emirate

+971-44302687

[info@4kbm.com](mailto:info@4kbm.com)



**MORE FROM WOOD.**



**UAE - Feelwood Range 2023.1**

**Discover the power of more.**

Egger Decorative Collection 2020 – 22



>> Feelwood Range.



UNI COLORS

Decor	Series	Name
U999	TM28	Black

WOOD REPRODUCTION

Decor	Series	Name
H1486	ST36	Pasadena Pine
H3154	ST36	Dark Brown Charleston Oak
H3351	ST28	Grey Gladstone Oak
H3309	ST28	Sand Gladstone Oak
H3325	ST28	Tobacco Gladstone Oak
H3326	ST28	Grey Beige Gladstone Oak
H1344	ST32	Cognac Brown Sherman Oak
H1345	ST32	Grey Sherman Oak
H1346	ST32	Anthracite Sherman Oak
H1176	ST37	White Halifax Oak
H1180	ST37	Natural Halifax Oak
H1181	ST37	Tobacco Halifax Oak
H3176	ST37	Tobacco Pewter Halifax Oak
H3404	ST38	Brown Mountain Larch
H3406	ST38	Anthracite Mountain Larch
H1227	TM12	Brown Abano Ash
H3180	TM37	Brown Halifax Oak



› Decor Close-Up



› Local Stock Availability

<b>TM28:</b>	2800 x 2070 x 18 mm MFC
<b>Edges:</b>	22 x 0.8 mm 42 x 1.3 mm

› Colour and Character

Black, an always trendy design element, either as an accent or the main event, now also extends beautifully for wood surfaces. U999 TM28 Black expands our trend world BlackOptions with an authentic-looking solid wood texture. The matte PerfectSense lacquer finish with the embossed-in-register (EIR) texture TM28 Feelwood Nature Matt gives the decor its natural look and feel, as well as a fingerprint resistant property.

› Texture



**Cut cathedrals ...**

... combined with linear areas. The matte and gloss effects give the decor exciting dynamic yet natural overall appearance.

› Room View



› Room View





› Board



› Decor Close-Up



› Local Stock Availability

**ST36:** 2800 x 2070 x 18 mm MFC  
2800 x 2070 x 8 mm MFC  
2800 x 1310 x 0.8 mm Laminate

**Edges &** 22 x 0.8 mm  
**End grain:** 42 x 1.3 mm

› Colour and Character

Pasadena Pine is a pine with an absolute used look character. The texture ST36 Feelwood Brushed underlines very authentically the character of a deep brushed texture. A very original weathered appearance is obtained through the blue-grey colour of the decor. Metallic materials and uni colours in blue, grey, or even white work well with this decor.

› Texture

ST36 Feelwood Brushed

**Cut cathedrals ...**

... combined with linear areas. The matte and gloss effects give the decor exciting dynamic yet natural overall appearance.

› Room View





› Board



› Decor Close-Up



› Local Stock Availability

**ST36:** 2800 x 2070 x 18 mm MFC  
2800 x 2070 x 8 mm MFC

**Edges &** 22 x 0.8 mm  
**End grain:** 42 x 1.3 mm

› Colour and Character

Dark Brown Charleston Oak comes with a colour intensity that is reminiscent of walnut. The extreme naturalness of this reproduction is expressed in the striking switch between lighter and darker areas. The texture ST36 Feelwood Brushed makes the decor feel like a handcrafted freshly sanded surface.

› Texture

ST36 Feelwood Brushed

**Cut cathedrals ...**

... combined with linear areas. The matte and gloss effects give the decor exciting dynamic yet natural overall appearance.

› Room View



› Board



› Decor Close-Up



› Local Stock Availability

ST28:	2800 x 2070 x 18 mm MFC
Edges:	22 x 0.8 mm 42 x 1.3 mm

› Texture



ST28 Feelwood Nature

With an authentic feel, cracks and knots ...

... create the natural look and feel of real wood.



Board



Decor Close-Up



Local Stock Availability

**ST28:** 2800 x 2070 x 18 mm MFC  
2800 x 2070 x 8 mm MFC

**Edges &  
End grain:** 22 x 0.8 mm  
42 x 1.3 mm

Colour and Character

The Gladstone Oak decor series features an authentic-looking classic planked oak pattern. The deep sandblasted effect is enhanced by the embossed-in-register (EIR) texture, ST28 Feelwood Nature. This realistic combination provides a strikingly convincing solid wood effect for a variety of design applications. The natural tone of Sand Gladstone Oak allows for a variety of color combinations and applications.

Texture



**With an authentic feel, cracks and knots ...**

... create the natural look and feel of real wood.

Room View





Board



Decor Close-Up



Local Stock Availability

**ST28:** 2800 x 2070 x 18 mm MFC  
2800 x 2070 x 8 mm MFC

**Edges &  
End grain:** 22 x 0.8 mm  
42 x 1.3 mm

Colour and Character

The Gladstone Oak decor series features an authentic-looking classic planked oak pattern. The deep sandblasted effect is enhanced by the embossed-in-register (EIR) texture, ST28 Feelwood Nature. This realistic combination provides a strikingly convincing solid wood effect for a variety of design applications. The elegant color of Tobacco Gladstone Oak works beautifully with metallic materials or in contrast with white.

Texture



**With an authentic feel, cracks and knots ...**

... create the natural look and feel of real wood.

Room View





Board



Local Stock Availability

**ST28:** 2800 x 2070 x 18 mm MFC  
2800 x 2070 x 8 mm MFC

**Edges &  
End grain:** 22 x 0.8 mm  
42 x 1.3 mm

Colour and Character

The Gladstone Oak decor series features an authentic-looking classic planked oak pattern. The deep sandblasted effect is enhanced by the embossed-in-register (EIR) texture, ST28 Feelwood Nature. This realistic combination provides a strikingly convincing solid wood effect for a variety of design applications. The modern color of Grey-Beige Gladstone Oak makes combinations with all gray nuances look harmonious.

Texture



**With an authentic feel, cracks and knots ...**

... create the natural look and feel of real wood.

Decor Close-Up



Room View





Board



Decor Close-Up



Local Stock Availability

<b>ST32:</b>	2800 x 2070 x 18 mm MFC
<b>Edges &amp;</b>	22 x 0.8 mm
<b>End grain:</b>	42 x 1.3 mm

Colour and Character

Sherman Oak is an extremely rustic oak reproduction with used effects. shows in conjunction with the synchronous texture ST32 Feelwood Vintage a very rustic oak reproduction with used effects. The cognac brown colour tone supports the rustic naturalness of the decor.

Texture



Create a natural vintage look and feel ...

... the worn appearance of the woodgrain is enhanced by the synchronised surface.

Room View





Board



Local Stock Availability

ST32:	2800 x 2070 x 18 mm MFC
Edges &	22 x 0.8 mm
End grain:	42 x 1.3 mm

Colour and Character

Sherman Oak which features texture ST32 Feelwood Vintage a rustic oak reproduction. With the grey colour tone we show a dyed-through version that can be easily combined with a wide range of uni decors, from neutral to coloured.

Texture



Create a natural vintage look and feel ...

... the worn appearance of the woodgrain is enhanced by the synchronised surface.

Decor Close-Up



Room View





› Board



› Local Stock Availability

<b>ST32:</b>	2800 x 2070 x 18 mm MFC
<b>Edges &amp;</b>	22 x 0.8 mm
<b>End grain:</b>	42 x 1.3 mm

› Colour and Character

Sherman Oak shows a very rustic oak reproduction with used effects, where the colour tone anthracite in conjunction with the synchronous texture ST32 Feelwood Vintage captures the trend theme of black to burnt-looking wood types.

› Texture



**Create a natural vintage look and feel ...**

... the worn appearance of the woodgrain is enhanced by the synchronised surface.

› Decor Close-Up



› Room View





› Board



› Decor Close-Up




› Local Stock Availability

<b>ST37:</b>	2800 x 2070 x 18 mm MFC
<b>Edges &amp;</b>	22 x 0.8 mm
<b>End grain:</b>	42 x 1.3 mm

› Colour and Character

The Halifax Oak series displays striking distressing with knots, deep cracks and grain to recreate a natural, authentic look in living spaces. White Halifax Oak provides a Nordic flair, with a color play that includes white, beige and gray, providing endless possibilities when combined with solid colors. The dark distressing and saw marks of the decor look particularly nice in combination with black or “almost black” tones and woodgrains. The embossed-in-register (EIR) ST37 Feelwood Rift texture enhances this decor with a rich tactile character.

› Texture



Authentic ...

... like a solid wood surface, this texture features deep and tactile cracks that synchronize with the decor series Halifax Oak.

› Room View





Board



Decor Close-Up



Local Stock Availability


**ST37:** 2800 x 2070 x 18 mm MFC  
2800 x 2070 x 8 mm MFC

**Edges &  
End grain:** 22 x 0.8 mm  
42 x 1.3 mm

Colour and Character

The Halifax Oak series displays striking distressing with knots, deep cracks and grain to recreate a natural, authentic look in living spaces. A popular decor for both kitchens and living room furniture, Natural Halifax Oak pairs beautifully with modern materials such as metal, glass and stone. These effects, combined with an extra large pattern repeat (XL-Repeat), makes this decor ideal for large surfaces and perfectly replicates the look of a wood slab. The embossed-in-register (EIR) ST37 Feelwood Rift texture enhances this decor with a rich tactile character.

Texture



Authentic ...

... like a solid wood surface, this texture features deep and tactile cracks that synchronize with the decor series Halifax Oak.

Room View





Board



Local Stock Availability


**ST37:** 2800 x 2070 x 18 mm MFC  
2800 x 2070 x 8 mm MFC

**Edges &  
End grain:** 22 x 0.8 mm  
42 x 1.3 mm

Colour and Character

The Halifax Oak series displays striking distressing with knots, deep cracks and grain to recreate a natural, authentic look in living spaces. Tobacco Halifax Oak, the darkest variant of the Halifax Oak decor series, is increasingly used in combination with white, light gray and beige color schemes. These effects, combined with an extra large pattern repeat (XL-Repeat), makes this decor ideal for large surfaces and perfectly replicates the look of a wood slab. The embossed-in-register (EIR) ST37 Feelwood Rift texture enhances this decor with a rich tactile character.

Texture



Authentic ...

... like a solid wood surface, this texture features deep and tactile cracks that synchronize with the decor series Halifax Oak.

Decor Close-Up



Room View





› Board



› Decor Close-Up



› Local Stock Availability


**ST37:** 2800 x 2070 x 18 mm MFC  
2800 x 2070 x 8 mm MFC

**Edges &** 22 x 0.8 mm  
**End grain:** 42 x 1.3 mm

› Colour and Character

The Halifax Oak series displays striking distressing with knots, deep cracks and grain patterns to recreate a natural, authentic look in living spaces. The unique Pewter Halifax Oak is well suited for use as a worktop, or as an accent. In bedroom and living room furniture, the end grain look is often used as a contrast to solid colored fronts. This decor pairs well with solid colors and metallic decors. These effects, combined with an extra large pattern repeat (XL-Repeat), makes this decor ideal for large surfaces and perfectly replicates the look of a wood slab. The embossed-in-register (EIR) ST37 Feelwood Rift texture enhances this decor with a rich tactile character.

› Texture



**Authentic ...**

... like a solid wood surface, this texture features deep and tactile cracks that synchronize with the decor series Halifax Oak.

› Room View





› Board



› Decor Close-Up



› Local Stock Availability

**ST38:** 2800 x 2070 x 18 mm MFC

**Edges &** 22 x 0.8 mm

**End grain:** 42 x 1.3 mm

› Colour and Character

Brown Mountain Larch is very close to the real wood model thanks to its natural colour with lighter and darker areas. The deeply brushed character gives this decor its perfect appearance, underlined by the synchronised texture ST38 Feelwood Pinegrain. The synchronised surface makes sure that this reproduction is almost undistinguishable from the real material.

› Texture



**Cut cathedrals ...**

... combined with linear areas. The matte and gloss effects give the decor exciting dynamic yet natural overall appearance.

› Room View





› Board



› Decor Close-Up



› Local Stock Availability

**ST38:** 2800 x 2070 x 18 mm MFC

**Edges &** 22 x 0.8 mm

**End grain:** 42 x 1.3 mm

› Colour and Character

Brown Mountain Larch is very close to the real wood model thanks to its natural colour with lighter and darker areas. The deeply brushed character gives this decor its perfect appearance, underlined by the synchronised texture ST38 Feelwood Pinegrain. The synchronised surface makes sure that this reproduction is almost undistinguishable from the real material.

› Texture



ST38 Feelwood Pinegrain

**Cut cathedrals ...**

... combined with linear areas. The matte and gloss effects give the decor exciting dynamic yet natural overall appearance.

› Room View





Board



Decor Close-Up



Local Stock Availability

TM12:	2800 x 2070 x 18 mm MFC
Edges:	22 x 0.8 mm



› Decor Close-Up



› Room View




› Local Stock Availability

TM37:	2800 x 2070 x 18 mm MFC
Edges:	22 x 0.8 mm 43 x 2 mm

› Colour and Character

Within the best-selling Halifax Oak series, H3180 Brown Halifax Oak delivers an on-trend option for dark woodgrain decors. The tactile cracks give the decor its recognizable, striking natural look, enhanced with the authenticity of our embossed-in-register (EIR) texture TM37 Feelwood Rift Matt and our matte, finger-print-resistant PerfectSense lacquer finish.

› Texture



Cut cathedrals ...

... combined with linear areas. The matte and gloss effects give the decor exciting dynamic yet natural overall appearance.

› Room View





# Our environmental cycle

## Wood-based materials production

To continually improve our environmental performance in the production process, we adhere to internationally certified energy and environmental management systems in accordance with ISO 50001, ISO 14001 and EMAS.

## Sawmill

Every year over half a million tonnes of sawmill co-products are used in the production of our wood based panels, derived from logs sourced from sustainably managed forests.

## Sustainable forestry

We act responsibly with regard to forests and the environment and are certified according to ISO38200 PEFC™ and FSC® (Forest Stewardship Council®), depending on the availability of the wood. In line with the EU Timber Regulation (EUTR) we only buy timber from verified suppliers.



## Consumer

We provide full transparency through Environmental Product Declarations (EPDs). They give end consumers important information about environmental and health aspects for each of our basic products.

## Recycling

Recycled wood, consisting of waste wood from disposed goods and those not fit for sale, is prepared and used for chipboard production.

## Renewable energy

We turn biogenic fuels, which can no longer be used, into heat and green electricity in our own biomass power plants.



# Wood-based materials with environmental values.

EGGER policies and processes meet high environmental standards. Carefully calculated statistics highlight a product's carbon footprint, how much recycled material is used in the production phase and/or how much of the material is sourced from renewable raw materials. See example below.

## Product structure



~13.3 kg CO<sub>2</sub> / m<sup>2</sup>



40 % recycled material  
40% by-products from the sawmill industry  
20% fresh resources



85% material from renewable resources  
15% material from fossil resources

## Carbon footprint\*

The CO<sub>2</sub> footprint can be used to measure the impact a product has on the climate. For coated chipboard it is small, even below zero. Why? Because during its growth, the wood has absorbed more CO<sub>2</sub> than is emitted during transport and production processes.

## Contribution to the recycling economy\*\*

In order to conserve natural resources, we need to make the best use of existing materials. This indicator shows how well this can be done in practice. The coated chipboard is made up of more than 50 % recycled material or recycled by-products from other industries.

## Contribution to the bioeconomy\*\*

Resources need different amounts of time to regenerate. Trees grow in a few decades, while fossil fuels need millions of years to form. Within this indicator, the product components are measured against how much material was obtained from renewable raw materials and how much from fossil fuels.

## Full transparency from us and no paperwork for you

To save you time and effort, when you need to submit certification documents for your projects, we have stored all environmental information in one place for easy access.





[www.egger.com](http://www.egger.com)

EGGER (UK)Limited

Anick Grange Road

Hexham, Northumberland

NE46 4JS

T 0845 6068888

From R.O.I please call T +44 1434 613304

F 01434 605103

[productsupport@egger.com](mailto:productsupport@egger.com)



[www.4kholding.com](http://www.4kholding.com)

FOUR K BUILDING MATERIALS BRANCH

Dubai Industrial City, Phase 2,

Warehouse No A1,

United Arab Emirate

+971-44302687

[info@4kbm.com](mailto:info@4kbm.com)



**MORE FROM WOOD.**



**UAE - Perfect Sense 2023.1**

**Discover the power of more.**

Egger Decorative Collection 2020 – 22



# >> PerfectSense Range.



## WHITES & UNI COLORS

Decor	Series	Name
W1000	PG	Premium White
W1100	PG	Alpine White
U104	PG	Alabaster White
U732	PG	Dust Grey
U999	PG / PM	Black

## MATERIAL REPRODUCTION


Decor	Series	Name
F204	PG	White Carrara Marble
F205	PG	Anthracite Pietra Grigia
F206	PG	Black Pietra Grigia
F434	PG	Cubanite Steelbrush
F120	PG	Light Grey Metal Rock

## TOPMATT UNI COLORS

Decor	Series	Name
U311	TM9	Burgundy
U325	TM9	Antique Rose
U390	TM9	Indian Red
U570	TM9	Midnight Blue
U606	TM9	Forest Green
U702	TM9	Cashmere Grey
U818	TM9	Dark Brown
U963	TM9	Diamond Grey



› Board



› Colour and Character

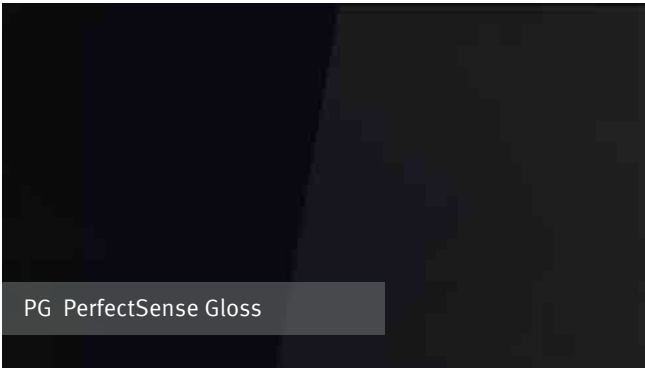
Premium White is an opaque warm white, which provides a high-quality surface for any application. Our PerfectSense Gloss (PG) lacquered surface transforms this decor into a high-quality gloss effect that provides added value to any design. Premium White can also be combined with both PerfectSense Gloss and PerfectSense Matt (PM) to create an exciting matte-gloss effect.

› Local Stock Availability

**PG:** 2800 x 2070 x 18 mm MDF

**Edges:** 22 x 1 mm

› Texture




**A mirror-like, reflective surface...**

... allows you to add a luxurious finish to any space.

› Room View



› Board

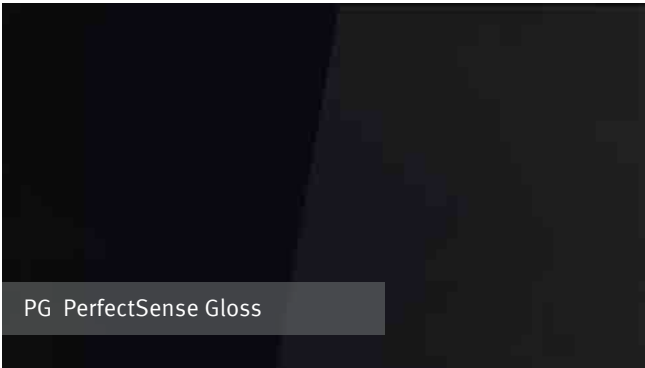


› Local Stock Availability

**PG:** 2800 x 2070 x 18 mm MDF

**Edges:** 22 x 1 mm  
45 x 2 mm

› Texture



**A mirror-like, reflective surface...**

... allows you to add a luxurious finish to any space.

› Colour and Character


The most neutral white in our collection, Alpine White is frequently used in interior design. This matches with the popular RAL Signal White, which is also frequently used in interior design. The PerfectSense Gloss (PG) lacquered surface provides added value for this opaque white, with its high-quality gloss effect.

› Room View





› Board



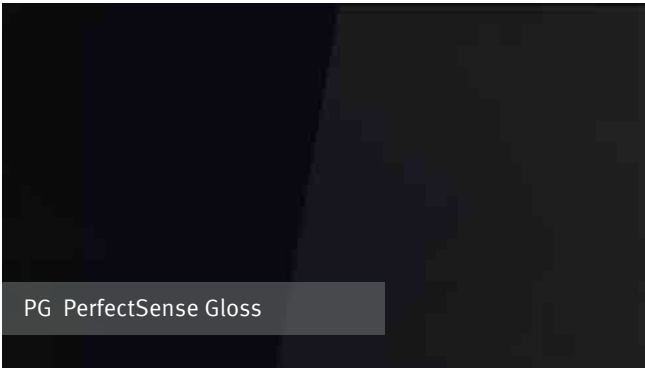
› Colour and Character

Alabaster White has a yellow content which provides a cream tone, making it suitable for combinations with classic wood-grains.

› Local Stock Availability

PG:	2800 x 2070 x 18 mm MDF
Edges:	22 x 1 mm

› Texture



**A mirror-like, reflective surface...**

... allows you to add a luxurious finish to any space.

› Room View



› Board

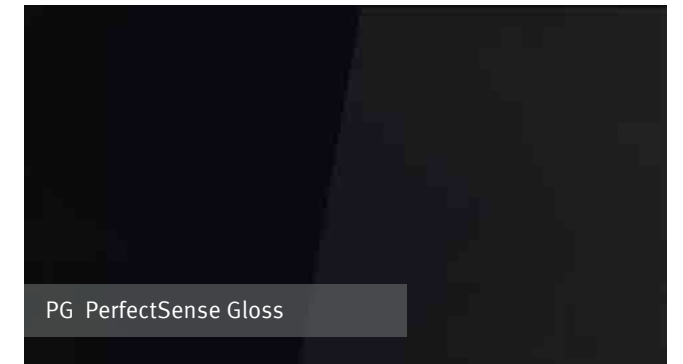


› Local Stock Availability

**PG:** 2800 x 2070 x 18 mm MDF

**Edges:** 22 x 1 mm

› Texture



**A mirror-like, reflective surface...**

... allows you to add a luxurious finish to any space.

› Colour and Character

A medium, cool gray, Dust Grey provides a neutrality that allows many combinations and works well in offices and a variety of applications. The amazing depth of the high-gloss lacquered surface PerfectSense Gloss (PG) creates a particularly cool elegance. This color is available in diverse texture options, making it possible to create exciting textural contrasts.

› Room View





Board



Colour and Character

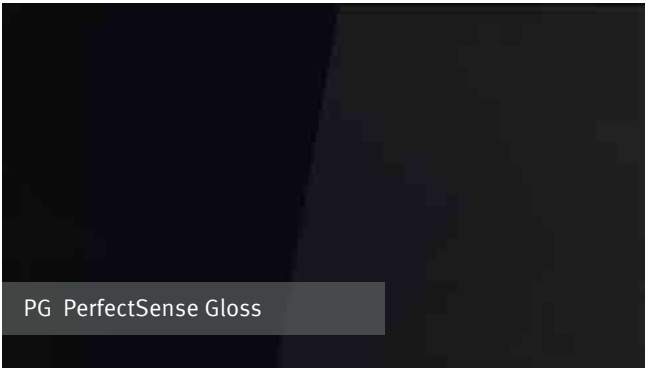
Black is experiencing a comeback, not only in striking black-and-white contrasts, but also for larger surfaces. PerfectSense Gloss (PG) creates depth and elegance, and can provide the perfect visual and tactile contrast to U999 Black on matte surfaces, or even a wide variety of woodgrain decors.

Local Stock Availability

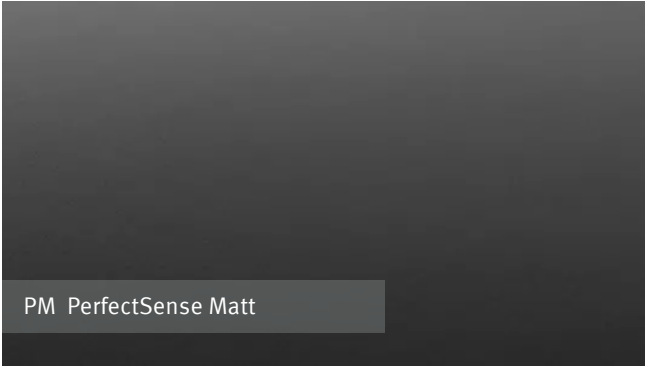
PG:	2800 x 2070 x 19 mm MDF
Edges:	22 x 1 mm

PG:	2800 x 2070 x 19 mm MDF
Edges:	22 x 1 mm 45 x 1 mm

Texture



**A mirror-like, reflective surface...**  
... allows you to add a luxurious finish to any space.



**An ultra matte finish with a soft, velvety feel ...**  
... pairs with fingerprint and wear resistance.

Room View



› Board



› Decor Close-Up



› Local Stock Availability

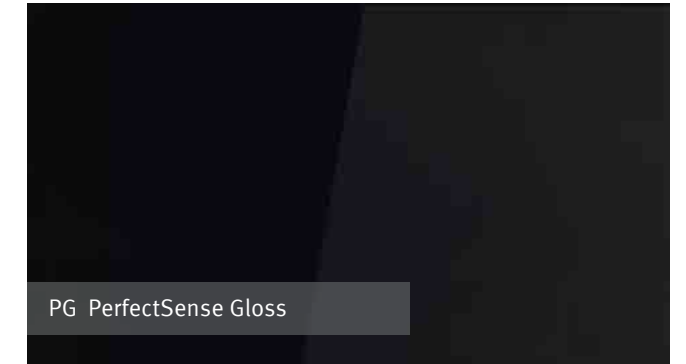
**PG:** 2800 x 2070 x 18 mm MDF

**Edges:** 22 x 1 mm  
42 x 1.3 mm

› Colour and Character

White marble is a very popular material and gives modern designs a retro character. White Carrara Marble is a decor with a very lively design and thus looks very good in combination with all options of black.

› Texture



**A mirror-like, reflective surface...**

... allows you to add a luxurious finish to any space.

› Room View





› Board



› Decor Close-Up



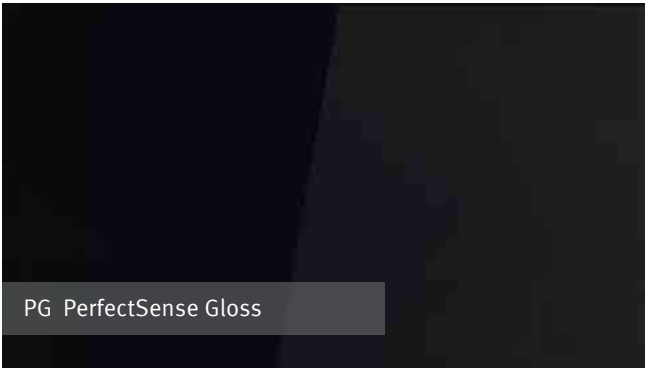
› Local Stock Availability

<b>PG:</b>	2800 x 2070 x 18 mm MDF
<b>Edges:</b>	22 x 1 mm 42 x 1.3 mm

› Colour and Character

Anthracite Pietra Grigia displays a slightly warmer, dark grey colour tone, which can represent an attractive contrast to white wood types. It looks very elegant and valuable tone-on-tone combined with wood like walnut. This marble even looks very authentic on large surfaces, as it displays fewer repetitions thanks to the XL repeat.

› Texture



**A mirror-like, reflective surface...**

... allows you to add a luxurious finish to any space.

› Room View



› Board



› Decor Close-Up



› Local Stock Availability

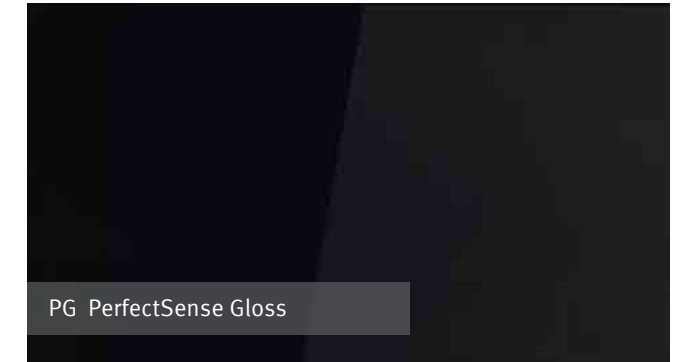
**PG:** 2800 x 2070 x 18 mm MDF

**Edges:** 22 x 1 mm  
42 x 1.3 mm

› Colour and Character

Black Pietra Grigia displays a strong character, which offers good opportunities to play the black-and-white theme with white in all textures or white wood types, especially because of its white veins. Intense colour accents, e.g. from the segment of red, are also possible. The amazing depth of the high-gloss lacquered surface PG PerfectSense Gloss creates a particularly cool elegance that enhances the black-white character of the colour tone. This marble even looks very authentic on large surfaces, as it displays fewer repetitions due to the XL repeat.

› Texture



**A mirror-like, reflective surface...**

... allows you to add a luxurious finish to any space.

› Room View





› Board



› Decor Close-Up



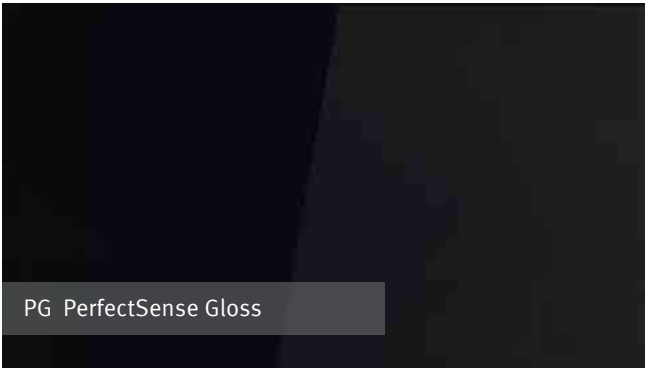
› Local Stock Availability

PG:	2800 x 2070 x 18 mm MDF
Edges:	22 x 1 mm 45 x 2 mm

› Colour and Character

The decor Cubanite Steelbrush embodies the look of circular brushed metal in a warm-grey colour tone. Exciting combinations can be achieved with grey-brown woodgrain decors.

› Texture



**A mirror-like, reflective surface...**

... allows you to add a luxurious finish to any space.

› Room View



Board



Decor Close-Up



Local Stock Availability

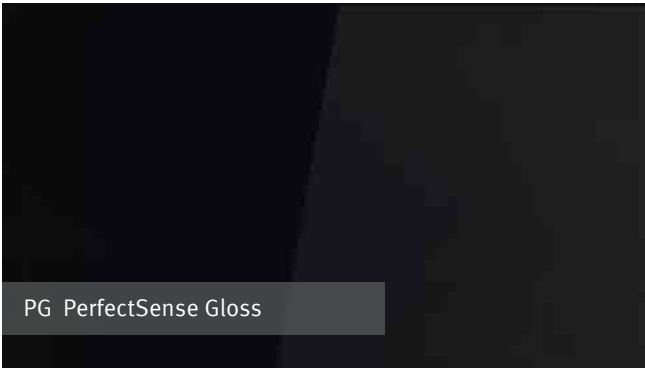
**PG:** 2800 x 2070 x 18 mm MDF

**Edges:** 22 x 1 mm

Colour and Character

Light Grey Metal Rock displays the perfect fusion of stone character and metal appearance. The use of mother-of-pearl pigments supports the metal appearance. In terms of colour, this colour tone works well with the uni decors from our taupe concept.

Texture



**A mirror-like, reflective surface...**

... allows you to add a luxurious finish to any space.

Room View





› Board



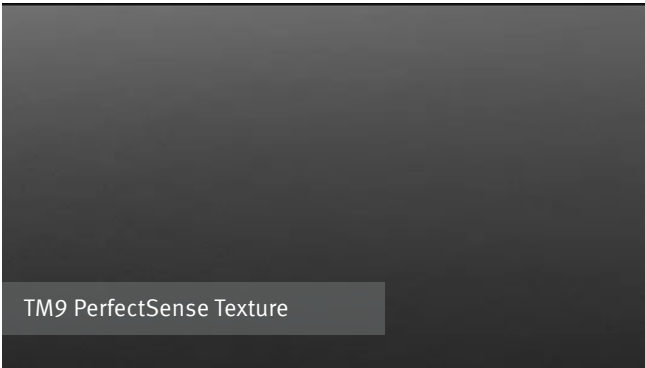
› Colour and Character

Burgundy Red is a deep wine red with blue content. This elegant red decor creates a classic colour accent with many types of wood, materials, or on white, grey, and black units.

› Local Stock Availability

<b>TM9:</b>	2800 x 2070 x 18 mm MDF
<b>Edges:</b>	22 x 1 mm 45 x 1 mm

› Texture



**A smooth, supermatt finish...**

... bringing luxurious matt lacquered surfaces to a more environmentally conscious and cost-effective core.

› Room View



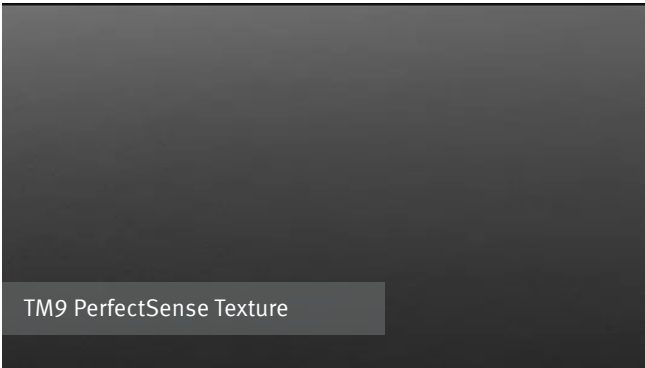
› Board



› Local Stock Availability

TM9:	2800 x 2070 x 18 mm MDF
Edges:	22 x 1 mm 45 x 1 mm

› Texture



A smooth, supermatt finish...

... bringing luxurious matt lacquered surfaces to a more environmentally conscious and cost-effective core.

› Colour and Character

Antique Rose blends very well with grey colour tones. It also combines well with the trend theme Black matt or a cool, high-gloss white.

› Room View





› Board



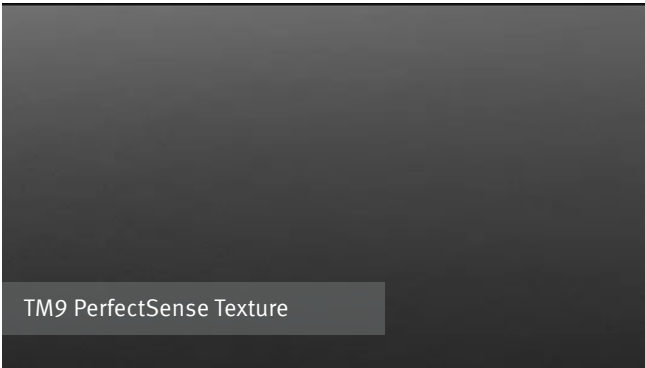
› Colour and Character

Indian Red is an intense red decor that can be seen in the fall foliage of an Indian summer. This colour tone works well as accent decor with yellow or even dark materials.

› Local Stock Availability

<b>TM9:</b>	2800 x 2070 x 18 mm MDF
<b>Edges:</b>	22 x 1 mm 45 x 1 mm

› Texture



**A smooth, supermatt finish...**

... bringing luxurious matt lacquered surfaces to a more environmentally conscious and cost-effective core.

› Room View



Board



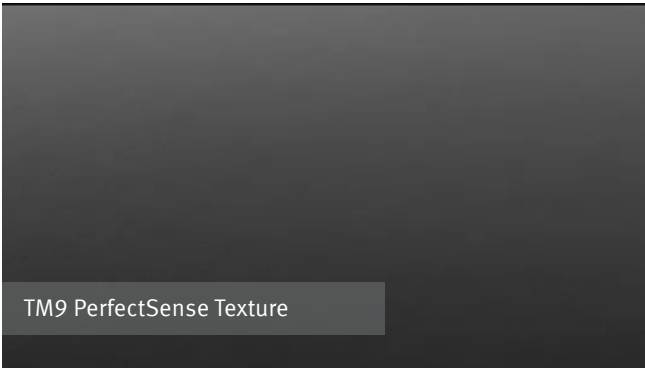
Colour and Character

Midnight Blue. is a dark blue with violet tones. In interior design it is often combined with white or very light woodgrains, or used on large surfaces in dark rooms in restaurants or trade fair construction.

Local Stock Availability

TM9:	2800 x 2070 x 18 mm MDF
Edges:	22 x 1 mm 45 x 1 mm

Texture



A smooth, supermatt finish...

... bringing luxurious matt lacquered surfaces to a more environmentally conscious and cost-effective core.

Room View





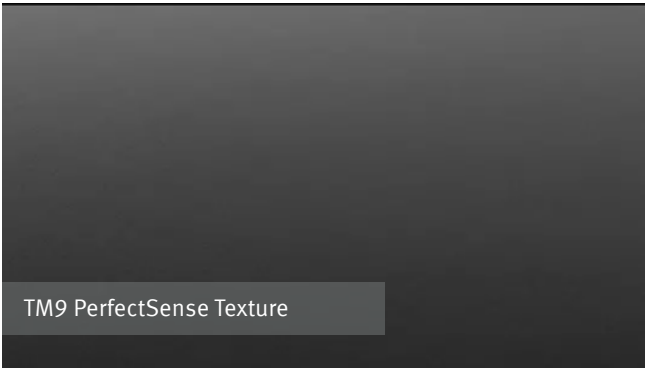
› Board



› Local Stock Availability

<b>TM9:</b>	2800 x 2070 x 18 mm MDF
<b>Edges:</b>	22 x 1 mm 45 x 1 mm

› Texture



**A smooth, supermatt finish...**

... bringing luxurious matt lacquered surfaces to a more environmentally conscious and cost-effective core.

› Colour and Character

A dark green that reminds us of the forest and nature, Forest Green works best on small surfaces in furniture design. In retail settings, it can be used as an accent in combination with light golden and auburn woodgrains.

› Room View



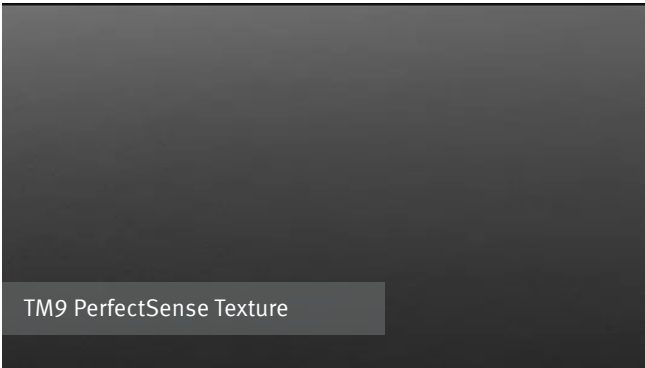
Board



Local Stock Availability

TM9:	2800 x 2070 x 18 mm MDF
Edges:	22 x 1 mm 45 x 1 mm

Texture



A smooth, supermatt finish...

... bringing luxurious matt lacquered surfaces to a more environmentally conscious and cost-effective core.

Colour and Character


With its red and gray tones, Cashmere Grey pairs well with wood-grains also displaying red undertones, as well as solid colors, other grays or whites.

Room View





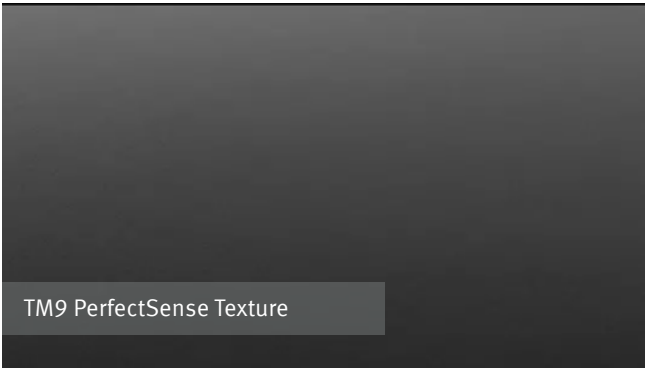
Board



Local Stock Availability

TM9:	2800 x 2070 x 18 mm MDF
Edges:	22 x 1 mm 45 x 1 mm

Texture



A smooth, supermatt finish...

... bringing luxurious matt lacquered surfaces to a more environmentally conscious and cost-effective core.

Colour and Character

Dark Brown is a saturated brown that works well in conjunction with lighter, natural wood types.

Room View



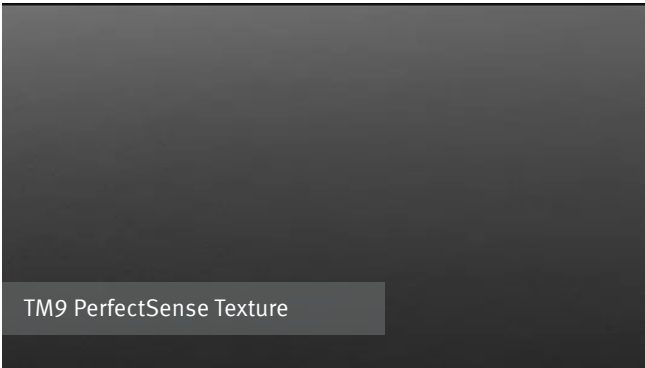
Board



Local Stock Availability

TM9:	2800 x 2070 x 18 mm MDF
Edges:	22 x 1 mm 45 x 1 mm

Texture



A smooth, supermatt finish...

... bringing luxurious matt lacquered surfaces to a more environmentally conscious and cost-effective core.

Colour and Character

A dark neutral gray, Diamond Grey belongs to the family of cool grays, including Black and Graphite Grey. As an “almost black” color, it can provide a softer alternative to black, while still creating contrast. This solid works well with light natural woodgrain colors.

Room View





# Our environmental cycle

## Wood-based materials production

To continually improve our environmental performance in the production process, we adhere to internationally certified energy and environmental management systems in accordance with ISO 50001, ISO 14001 and EMAS.

## Sawmill

Every year over half a million tonnes of sawmill co-products are used in the production of our wood based panels, derived from logs sourced from sustainably managed forests.

## Sustainable forestry

We act responsibly with regard to forests and the environment and are certified according to ISO38200 PEFC™ and FSC® (Forest Stewardship Council®), depending on the availability of the wood. In line with the EU Timber Regulation (EUTR) we only buy timber from verified suppliers.



## Consumer

We provide full transparency through Environmental Product Declarations (EPDs). They give end consumers important information about environmental and health aspects for each of our basic products.

## Recycling

Recycled wood, consisting of waste wood from disposed goods and those not fit for sale, is prepared and used for chipboard production.

## Renewable energy

We turn biogenic fuels, which can no longer be used, into heat and green electricity in our own biomass power plants.



# Wood-based materials with environmental values.

EGGER policies and processes meet high environmental standards. Carefully calculated statistics highlight a product's carbon footprint, how much recycled material is used in the production phase and/or how much of the material is sourced from renewable raw materials. See example below.

## Product structure



~13.3 kg CO<sub>2</sub> / m<sup>2</sup>



40 % recycled material  
40% by-products from the sawmill industry  
20% fresh resources



85% material from renewable resources  
15% material from fossil resources

## Carbon footprint\*

The CO<sub>2</sub> footprint can be used to measure the impact a product has on the climate. For coated chipboard it is small, even below zero. Why? Because during its growth, the wood has absorbed more CO<sub>2</sub> than is emitted during transport and production processes.

## Contribution to the recycling economy\*\*

In order to conserve natural resources, we need to make the best use of existing materials. This indicator shows how well this can be done in practice. The coated chipboard is made up of more than 50 % recycled material or recycled by-products from other industries.

## Contribution to the bioeconomy\*\*

Resources need different amounts of time to regenerate. Trees grow in a few decades, while fossil fuels need millions of years to form. Within this indicator, the product components are measured against how much material was obtained from renewable raw materials and how much from fossil fuels.

## Full transparency from us and no paperwork for you

To save you time and effort, when you need to submit certification documents for your projects, we have stored all environmental information in one place for easy access.





[www.egger.com](http://www.egger.com)

EGGER (UK)Limited

Anick Grange Road

Hexham, Northumberland

NE46 4JS

T 0845 6068888

From R.O.I please call T +44 1434 613304

F 01434 605103

[productsupport@egger.com](mailto:productsupport@egger.com)



[www.4kholding.com](http://www.4kholding.com)

FOUR K BUILDING MATERIALS BRANCH

Dubai Industrial City, Phase 2,

Warehouse No A1,

United Arab Emirate

+971-44302687

[info@4kbm.com](mailto:info@4kbm.com)



**MORE FROM WOOD.**



**UAE - Premium Range 2023.1**

**Discover the power of more.**

Egger Decorative Collection 2020 – 22



# >> Premium Range.



## WHITES & UNI COLORS

Decor	Series	Name
W1000	ST2 / ST19 / ST22	Premium White
U705	ST9	Angora Grey
U156	ST9	Sand Beige
U727	ST9	Stone Grey
U717	ST9	Dakar Grey
U741	ST9	Lava Grey
U748	ST9	Truffle Brown
U780	ST9	Monument Grey
U420	ST9	Purple
U504	ST9	Tyrolean Blue
U540	ST9	Denim Blue
U323	ST9	Chilli Red
U330	ST9	Aubergine Purple
U608	ST9	Pistachio Green
U660	ST9	Amazon Green
U830	ST9	Caramel Nude
U999	ST19	Black

## MATERIAL REPRODUCTION


Decor	Series	Name
F812	ST9	White Levanto Marble
F424	ST10	Brown Linen
F433	ST10	Anthracite Linen
F461	ST10	Anthracite Metal Fabric
F637	ST16	Chromix White
F641	ST16	Chromix Anthracite
F186	ST9	Light Grey Chicago Concrete
F187	ST9	Dark Grey Chicago Concrete
F823	ST10	Light Cefalu Concrete
F242	ST10	Anthracite Jura Slate
F121	ST87	Anthracite Metal Rock
F251	ST9	Taupe Gavi Stone
F785	ST2	Brushed Brass
F501	ST2	Brushed Aluminum
F447	ST2	Lava Grey Metallic
F302	ST87	Ferro Bronze
F628	ST16	Silver Grey Metal Slate
F629	ST16	Black Gold Metal Slate
F313	ST10	Titanium Grey Steelcut



WOOD REPRODUCTION

Decor	Series	Name
H3090	ST22	Shorewood
H1122	ST22	Whitewood
H3012	ST22	Coco Bolo
H1115	ST12	Grey-Beige Bamenda
H1401	ST22	Cascina Pine
H1312	ST10	Sand Beige Whiteriver Oak
H1313	ST10	Grey Brown Whiteriver Oak
H3146	ST19	Beige Grey Lorenzo Oak
H3133	ST12	Truffle Davos Oak
H3170	ST12	Natural Kendal Oak
H2033	ST10	Dark Hunton Oak
H1330	ST10	Vintage Santa Fe Oak
H3700	ST10	Pacific Walnut
H1714	ST19	Lincoln Walnut
H3190	ST19	Anthracite Finline Metallic
H3192	ST19	Brown Finline Metallic
H1253	ST19	Truffle Brown Branson Robinia

Board



Room View



Local Stock Availability


**ST2:** 2800 x 2070 x 18 mm MFC

**Edges for ST2:** 22 x 0.4 mm  
22 x 0.6 mm  
22 x 1.3 mm  
45 x 2 mm

**Edges for ST19:** 22 x 0.8 mm  
42 x 1.3 mm


**Edges for ST22:** 22 x 0.8 mm  
42 x 1.3 mm

Texture




A pearl texture ...

... with a medium gloss level. This surface is robust, durable and is best used with uni and pearlescent colours.



Cut cathedrals ...

... combined with linear areas. The matte and gloss effects give the decor exciting dynamic yet natural overall appearance.



A graceful distribution of wood pores ...

.... with varying size and depth, to give the surface a natural appearance. A light sub-texture provides a velvet touch.

Colour and Character


Premium White is opaque and provides a high quality surfaces. Its warm finish creates a harmonious contrast to natural wood.

The texture ST9 Smoothtouch Matt provides this white a matt feel that can be compared with a lacquered surface.

It is combined with ST19 Deepskin Excellent texture. The effect of an opaque, deep-brushed pine wood painted white creates a neutral, yet natural, finish. This is a popular trends used for large spaces and in furniture design.



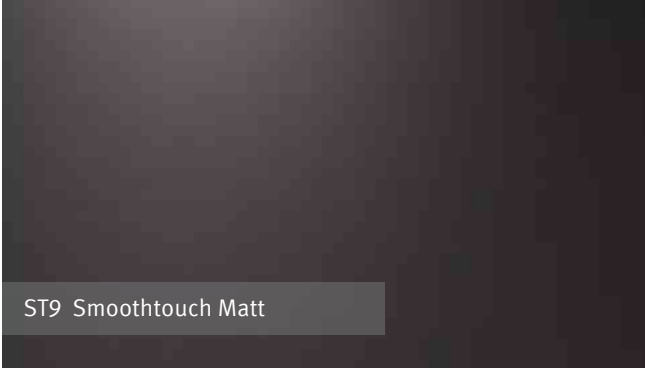
Board



Local Stock Availability

ST9:	2800 x 2070 x 18 mm MFC
Edges:	22 x 0.8 mm 42 x 1.3 mm

Texture



A very natural feel ...

... perfect for solid colors as well as woodgrain decors. This texture follows the trend towards matte surfaces.


Colour and Character

Angora Grey belongs to the very bright grey tones, but stands out with its red character. This colour tone works well with multiple decors. It has a particularly soft and flowing effect along with medium grey and also reddish wood types. The texture ST9 Smoothtouch Matt gives the entire uni palette a naturally matt feel.

Room View



› Board

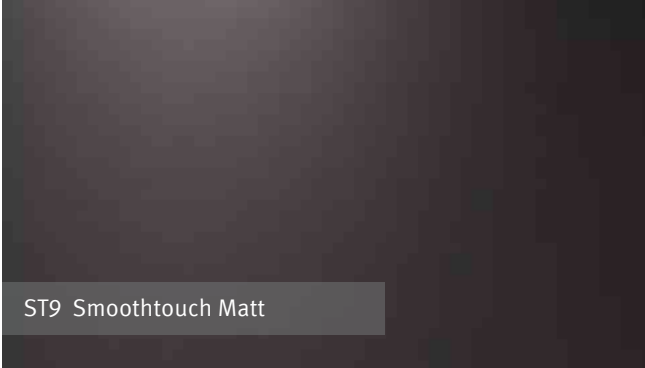


› Local Stock Availability

**ST9:** 2800 x 2070 x 18 mm MFC  
2800 x 2070 x 8 mm MFC

**Edges:** 22 x 0.8 mm  
42 x 1.3 mm

› Texture



**A very natural feel ...**

... perfect for solid colors as well as woodgrain decors. This texture follows the trend towards matte surfaces.

› Colour and Character

Sand Beige has a red tone that works in many different combinations. This warm colour tone looks warm but natural against almost any type of wood. The texture ST9 Smoothtouch Matt gives the entire uni palette a matt feel.

› Room View





Board



Local Stock Availability

**ST9:** 2800 x 2070 x 18 mm MFC  
2800 x 2070 x 8 mm MFC

**Edges:** 22 x 0.8 mm  
42 x 1.3 mm

Texture



A very natural feel ...

... perfect for solid colors as well as woodgrain decors. This texture follows the trend towards matte surfaces.

Colour and Character

Stone Grey combines harmoniously with many modern wood types with gray elements. The ST9 Smoothtouch Matt texture enhances the warm character with its satiny feel. Its modern and natural appearance make this a very popular decor for residential design.

Room View



Board



Local Stock Availability

ST9:	2800 x 2070 x 18 mm MFC
Edges:	22 x 0.8 mm 42 x 1.3 mm

Texture



A very natural feel ...

... perfect for solid colors as well as woodgrain decors. This texture follows the trend towards matte surfaces.

Colour and Character

Dakar Grey is a warm grey tone that works well combined with other warm woodgrains or materials decors. The texture ST9 Smoothtouch Matt strengthens the neutral character with a velvety feel.

Room View





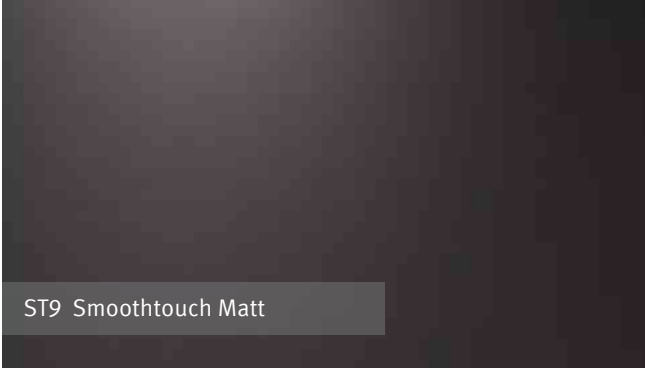
Board



Local Stock Availability

ST9:	2800 x 2070 x 18 mm MFC
Edges:	22 x 0.8 mm 42 x 1.3 mm

Texture



A very natural feel ...

... perfect for solid colors as well as woodgrain decors. This texture follows the trend towards matte surfaces.


Colour and Character

Lava Grey is a very popular combination in furniture and interior design, because this colour tone is also contained in many natural modern woodgrains. Beautiful tone on tone combinations are possible with warm grey wood and materials. The texture ST9 Smoothtouch Matt strengthens the neutral character with a velvety feel.

Room View



Board



Local Stock Availability

ST9:	2800 x 2070 x 18 mm MFC
Edges:	22 x 0.8 mm 42 x 1.3 mm

Texture



A very natural feel ...

... perfect for solid colors as well as woodgrain decors. This texture follows the trend towards matte surfaces.

Colour and Character

Truffle Brown is a muted brown decor that creates a warm contrast particularly to light wood types and is often used in living room or bedroom furniture. But designs in cafés, bakeries, or restaurants also benefit from its neutral warmth. The texture ST9 Smoothtouch Matt strengthens the neutral character with a velvety feel.

Room View





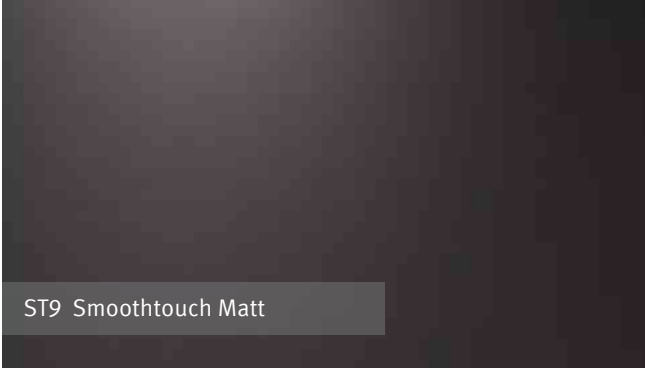
Board



Local Stock Availability

ST9:	2800 x 2070 x 18 mm MFC
Edges:	22 x 0.8 mm 42 x 1.3 mm

Texture



A very natural feel ...

... perfect for solid colors as well as woodgrain decors. This texture follows the trend towards matte surfaces.

Colour and Character

The new grey tone Monument Grey has an exciting blue component, which is perfect for combinations with elegant, dark blue tones or blue-grey wood types. The texture ST9 Smoothtouch Matt strengthens the neutral character with a velvety feel.

Room View



Board



Local Stock Availability

ST9:	2800 x 2070 x 18 mm MFC
Edges:	22 x 0.8 mm 42 x 1.3 mm

Texture



A very natural feel ...

... perfect for solid colors as well as woodgrain decors. This texture follows the trend towards matte surfaces.

Colour and Character

Purple is a lighter colour tone in the violet colour range. The slightly grey and reserved colour makes it suitable for larger surfaces, and allows it to work alongside woodgrain decors with grey content. The texture ST9 Smoothtouch Matt gives the entire uni palette a matt feel.

Room View





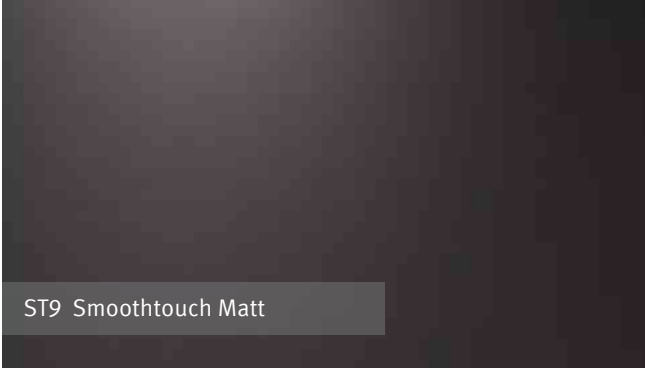
Board



Local Stock Availability

<b>ST9:</b>	2800 x 2070 x 18 mm MFC
<b>Edges:</b>	22 x 0.8 mm 42 x 1.3 mm

Texture



A very natural feel ...

... perfect for solid colors as well as woodgrain decors. This texture follows the trend towards matte surfaces.

Colour and Character

Tyrolean Blue is part of the grey-blue colour tones that, due to their muted character, create combinations with modern woodgrains with grey content. These colours are often found in combination with white and light woodgrains in Scandinavian design. The texture ST9 Smoothtouch Matt gives the entire uni palette a matt feel.

Room View



› Board



› Local Stock Availability

<b>ST9:</b>	2800 x 2070 x 18 mm MFC
<b>Edges:</b>	22 x 0.8 mm 42 x 1.3 mm

› Texture



**A very natural feel ...**

... perfect for solid colors as well as woodgrain decors. This texture follows the trend towards matte surfaces.

› Colour and Character

Denim Blue is a grey-blue colour with a high grey content. This muted colour character makes it popular in furniture design for creating accents with modern woodgrain with grey content. These colours are often found in combination with white and light woodgrains in Scandinavian design. The texture ST9 Smoothtouch Matt gives the entire uni palette a matt feel.

› Room View





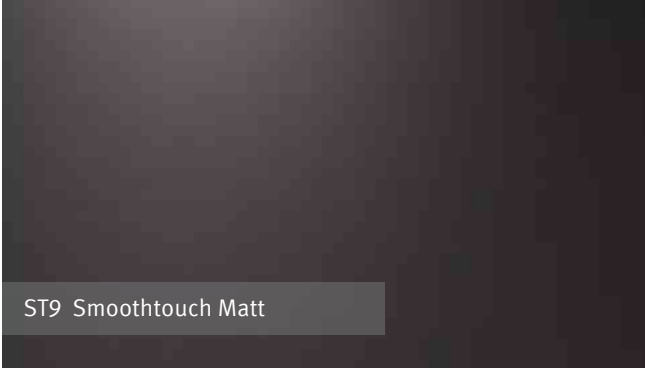
› Board



› Local Stock Availability

<b>ST9:</b>	2800 x 2070 x 18 mm MFC
<b>Edges:</b>	22 x 0.8 mm 42 x 1.3 mm

› Texture



**A very natural feel ...**

... perfect for solid colors as well as woodgrain decors. This texture follows the trend towards matte surfaces.

› Colour and Character

With its blue content, Chilli Red is suitable for use as an accent tone on grey woodgrains and materials, such as concrete. Thanks to its luminosity, it is a basic colour tones and is available in a wide range of surfaces that can also be combined with each other. The texture ST9 Smoothtouch Matt gives the entire uni palette a matt feel.

› Room View



Board



Colour and Character

Aubergine Purple looks elegant in combination with grey or dark materials. It looks trendy and fresh on light woodgrains, such as maple. The texture ST9 Smoothtouch Matt gives the entire uni palette amatt feel.

Local Stock Availability

ST9:	2800 x 2070 x 18 mm MFC
Edges:	22 x 0.8 mm 42 x 1.3 mm

Texture



A very natural feel ...


... perfect for solid colors as well as woodgrain decors. This texture follows the trend towards matte surfaces.

Room View





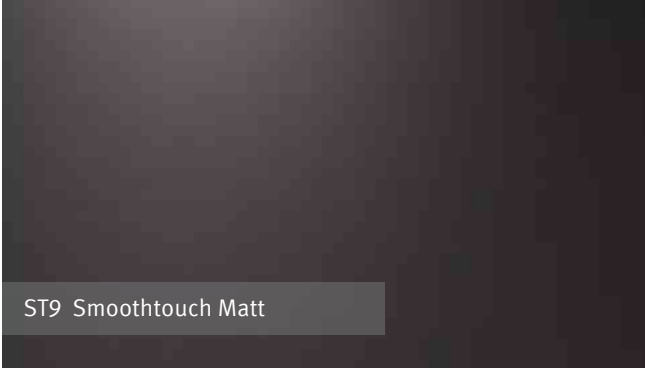
› Board



› Local Stock Availability

ST9:	2800 x 2070 x 18 mm MFC
Edges:	22 x 0.8 mm 42 x 1.3 mm

› Texture



A very natural feel ...

... perfect for solid colors as well as woodgrain decors. This texture follows the trend towards matte surfaces.

› Colour and Character

Pistachio Green looks light and grey and is a pastel decor. It is very popular on furniture in combination with dark woodgrains. The texture ST9 Smoothtouch Matt gives the entire uni palette a matt feel.

› Room View



› Board



› Local Stock Availability

<b>ST9:</b>	2800 x 2070 x 18 mm MFC
<b>Edges:</b>	22 x 0.8 mm 42 x 1.3 mm

› Texture



**A very natural feel ...**

... perfect for solid colors as well as woodgrain decors. This texture follows the trend towards matte surfaces.

› Colour and Character

Amazon Green is the darkest of the aqua colours with blue content. It looks fresh and modern in combination with grey nuances and grey materials. Combinations with white enhance its luminosity. The texture ST9 Smoothtouch Matt gives the entire uni palette a matt feel.

› Room View





Board



Colour and Character

Caramel Nude is the future version of Terracotta. Combined with grey tones, it achieves a modern touch. With dark brown tones, it looks classically elegant. The texture ST9 Smoothtouch Matt gives the entire uni palette a naturally matt feel.

Local Stock Availability

ST9:	2800 x 2070 x 18 mm MFC
Edges:	22 x 0.8 mm 42 x 1.3 mm

Texture



A very natural feel ...

... perfect for solid colors as well as woodgrain decors. This texture follows the trend towards matte surfaces.

Room View




› Board



› Local Stock Availability

<b>ST19:</b>	2800 x 2070 x 18 mm MFC
<b>Edges:</b>	22 x 0.8 mm 42 x 1.3 mm

› Texture



Cut cathedrals ...

... combined with linear areas. The matte and gloss effects give the decor exciting dynamic yet natural overall appearance.

› Colour and Character

Black is experiencing a comeback, not only in striking black-and-white contrasts, but also for larger surfaces. In combination with the natural elegant woodgrain texture ST19 Deepskin Excellent, it has the effect of a matte lacquered wood surface.

› Room View





› Board



› Decor Close-Up



› Local Stock Availability

<b>ST9:</b>	2800 x 2070 x 18 mm MFC
<b>Edges:</b>	22 x 0.8 mm 42 x 1.3 mm

› Colour and Character

White Levanto Marble particularly distinguished in the kitchen. This retro material is revived through modern applications and combinations. The elegant crystalline marbling and the finishing of the decor in the XL repeat provides a natural appearance and make it perfect for large wall surfaces. The texture ST9 Smoothtouch Matt creates the matching and elegant matt feel.

› Texture




**A very natural feel ...**

... perfect for solid colors as well as woodgrain decors. This texture follows the trend towards matte surfaces.


› Room View



› Board



› Decor Close-Up



› Local Stock Availability


**ST10:** 2800 x 2070 x 18 mm MFC  
2800 x 2070 x 8 mm MFC

**Edges:** 22 x 0.8 mm  
42 x 1.3 mm

› Colour and Character

Textile materials suggest a certain lightness and are now in widely used in architecture and design. The reproduction Brown Linen offers a solution with a finer fabric look that also has the robust surface properties of a decor. The terra colour palette fits harmoniously with warm grey wood and uni colours. Even the rough feel of textile is somewhat reproduced with the texture ST10 Deepskin Rough.

› Texture



ST10 Deepskin Rough

**An authentic texture ...**


... for natural, striking, and rustic decors, well suited for solid wood reproductions.

› Room View





› Board



› Local Stock Availability

**ST10:** 2800 x 2070 x 18 mm MFC  
2800 X 2090 X 4 mm MDF

**Edges:** 22 x 0.8 mm  
42 x 1.3 mm

› Colour and Character

Textile materials suggest a certain lightness and are now in widely used in architecture and design. The reproduction Anthracite Linen offers a solution with a finer fabric look that also has the robust surface properties of a decor. The anthracite colour palette fits harmoniously with warm grey wood and uni colours. Even the rough feel of textile is somewhat reproduced with the texture ST10 Deepskin Rough.

› Texture



ST10 Deepskin Rough

**An authentic texture ...**  
... for natural, striking, and rustic decors, well suited for solid wood reproductions.

› Decor Close-Up




› Room View



› Board



› Decor Close-Up



› Local Stock Availability

<b>ST10:</b>	2800 x 2070 x 18 mm MFC
<b>Edges:</b>	22 x 0.8 mm 42 x 1.3 mm

› Colour and Character

With the decor Anthracite Metal Fabric we show the fusion of a textile decor with a metal effect. Due to the metallic effect, it offers exciting design options for cool-grey uni colours, bluish white, or white wood types. Even the rough feel of textile is somewhat reproduced with the texture ST10 Deepskin Rough.

› Texture



**An authentic texture ...**

... for natural, striking, and rustic decors, well suited for solid wood reproductions.

› Room View





› Board



› Local Stock Availability

**ST16:** 2800 x 2070 x 18 mm MFC

**Edges:** 22 x 0.8 mm  
42 x 1.3 mm

› Colour and Character

The Chromix simulates a metallic look, resembles concrete and is supplemented by the white colour. In interior design, this look is perfect for the design of large wall surfaces, whilst in furniture design, it is often used to design cubic elements. The texture ST16 Mineral Plaster gives the decor a strong tactile character thanks to striking rough plaster elements.

› Texture



**A rough plaster look ...**

... containing both deep and glossy elements. On reproductions of concrete, metal and stone it creates an authentic finish. It also gives uni colours a striking material character.

› Decor Close-Up



› Room View






› Board



› Decor Close-Up



› Local Stock Availability


**ST16:** 2800 x 2070 x 18 mm MFC

**Edges:** 22 x 0.8 mm  
42 x 1.3 mm

› Colour and Character

Anthracite Chromix creates an industrial concrete look, with a dark gray finish. In interior design, this look is perfect for large surface applications such as wall cladding. The ST10 Deepskin Rough texture evokes the rough tactile character of concrete.

› Texture



**A rough plaster look ...**

... containing both deep and glossy elements. On reproductions of concrete, metal and stone it creates an authentic finish. It also gives uni colours a striking material character.

› Room View





› Board



› Decor Close-Up



› Local Stock Availability

<b>ST9:</b>	2800 x 2070 x 18 mm MFC
	2800 x 1310 x 0.8 mm Laminate
<b>Edges:</b>	22 x 0.8 mm
	42 x 1.3 mm

› Colour and Character

The decor Light Grey Chicago Concrete resembles a slightly undercooled concrete surface, which is no longer just used as a worktop, but also as wall cladding in interior design or even in furniture design. This concrete also looks very authentic on large surfaces, as it displays fewer repetitions due to the XL repeat. The texture ST9 Smoothtouch Matt creates the matching cool matt feel.

› Texture



**A very natural feel ...**

... perfect for solid colors as well as woodgrain decors. This texture follows the trend towards matte surfaces.

› Room View



› Board



› Decor Close-Up



› Local Stock Availability

<b>ST9:</b>	2800 x 2070 x 18 mm MFC
	2800 x 1310 x 0.8 mm Laminate
<b>Edges:</b>	22 x 0.8 mm
	42 x 1.3 mm

› Colour and Character

The decor Dark Grey Chicago Concrete is a warm concrete suited to combinations with white or even natural woodgrain decors. The dark, homogeneous colour is also good for colour accents such as orange. This concrete even looks very authentic on large surfaces, as it displays fewer repetitions due to the XL repeat. The texture ST9 Smoothtouch Matt creates the matching cool matt feel.

› Texture



**A very natural feel ...**

... perfect for solid colors as well as woodgrain decors. This texture follows the trend towards matte surfaces.

› Room View






› Board



› Decor Close-Up



› Local Stock Availability

<b>ST10:</b>	2800 x 2070 x 18 mm MFC
<b>Edges:</b>	22 x 0.8 mm 42 x 1.3 mm

› Colour and Character

Light Cefalu Concrete is an exciting variant within the popular theme of concrete. The texture ST10 Deepskin Rough supports the material characteristics. The cool grey colour harmonises particularly well with light wood.

› Texture



ST10 Deepskin Rough

**An authentic texture ...**  
... for natural, striking, and rustic decors, well suited for solid wood reproductions.

› Room View






› Board



› Decor Close-Up



› Local Stock Availability

**ST10:** 2800 x 2070 x 18 mm MFC

**Edges:** 22 x 0.8 mm  
42 x 1.3 mm

› Colour and Character

Anthracite Jura Slate with an authentic roughness supported by texture ST10 Deepskin Rough supports this rough character. Almost everything can be combined with this versatile decor. The combinations with wood that show dark grey to black elements such as cracks or knot are particularly harmonious.

› Texture



**An authentic texture ...**

... for natural, striking, and rustic decors, well suited for solid wood reproductions.

› Room View





Board



Decor Close-Up



Local Stock Availability

<b>ST87:</b>	2800 x 2070 x 18 mm MFC
<b>Edges:</b>	22 x 0.8 mm 42 x 1.3 mm

Colour and Character

Anthracite Metal Rock displays the perfect fusion of stone character and metal appearance. The texture ST87 Mineral Ceramic invigorates the decor with its matt-gloss effects and enhances the percentage of mother-of-pearl in the decor particularly well. Thanks to the brownish colour elements of the anthracite, it creates a harmonious contrast to wood and warm grey tones.

Texture



A matt-gloss effect...

... simulating the surface and feel of a ceramic sheet.

Room View



› Board



› Decor Close-Up



› Local Stock Availability

<b>ST9:</b>	2800 x 2070 x 18 mm MFC
<b>Edges:</b>	22 x 0.8 mm 42 x 1.3 mm

› Texture



**A very natural feel ...**


... perfect for solid colors as well as woodgrain decors. This texture follows the trend towards matte surfaces.



› Board



› Decor Close-Up




› Local Stock Availability

<b>ST2:</b>	2800 x 2070 x 18 mm MFC
<b>Edges:</b>	22 x 0.8 mm 42 x 1.3 mm

› Colour and Character

The decor Brushed Brass displays a fine sanded pattern and is often used as an alternative to stainless steel thanks to its warm golden effect. This metallic decor works well with all tones with red content. The texture ST2 Smoothtouch Pearl gives this uni metallic a certain brilliance and makes it robust enough for all uses.

› Texture



**A pearl texture ...**

... with a medium gloss level. This surface is robust, durable and is best used with uni and pearlescent colours.


› Room View



› Board



› Decor Close-Up




› Local Stock Availability

<b>ST2:</b>	2800 x 2070 x 18 mm MFC
<b>Edges:</b>	22 x 0.8 mm 42 x 1.3 mm

› Colour and Character

The decor Brushed Aluminium displays, in contrast with classic aluminium, a fine pattern and also looks somewhat warmer, particularly in combination with warm wood types. The texture ST2 Smoothtouch Pearl gives to this uni metallic a certain brilliance and makes it robust enough for all uses.

› Texture



**A pearl texture ...**

... with a medium gloss level. This surface is robust, durable and is best used with uni and pearlescent colours.

› Room View





› Board




› Decor Close-Up



› Local Stock Availability

<b>ST2:</b>	2800 x 2070 x 18 mm MFC
<b>Edges:</b>	22 x 0.8 mm 42 x 1.3 mm

› Texture



A pearl texture ...

... with a medium gloss level. This surface is robust, durable and is best used with uni and pearlescent colours.



› Board



› Decor Close-Up



› Local Stock Availability

<b>ST87:</b>	2800 x 2070 x 18 mm MFC
<b>Edges:</b>	22 x 0.8 mm 42 x 1.3 mm

› Colour and Character

The decor Ferro Bronze is a perfect version of a weathered iron plate. The colour mix of copper-bronze provides a realistic metal character that is strengthened by the irregular decor structure. It works well with sand-coloured woodgrain decors. The matt and glossy elements of the texture ST87 Mineral Ceramic adds to its authenticity.

› Texture



ST87 Mineral Ceramic

**A matt-gloss effect...**

... simulating the surface and feel of a ceramic sheet.

› Room View





Board



Decor Close-Up



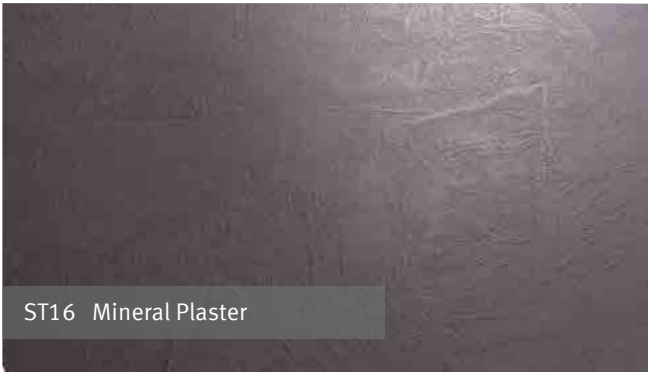
Local Stock Availability

<b>ST16:</b>	2800 x 2070 x 18 mm MFC
<b>Edges:</b>	22 x 0.8 mm 42 x 1.3 mm

Colour and Character

The decor series Metal Slate combines a slate appearance with a metallic effect. The texture ST16 Mineral Plaster supports the decor's stone character. The colour silver grey is a cool variant combines well with wood in light, natural colours and cool grey tones.

Texture



**A rough plaster look...**  
... containing both deep and glossy elements creating an authentic finish.

Room View



› Board



› Decor Close-Up



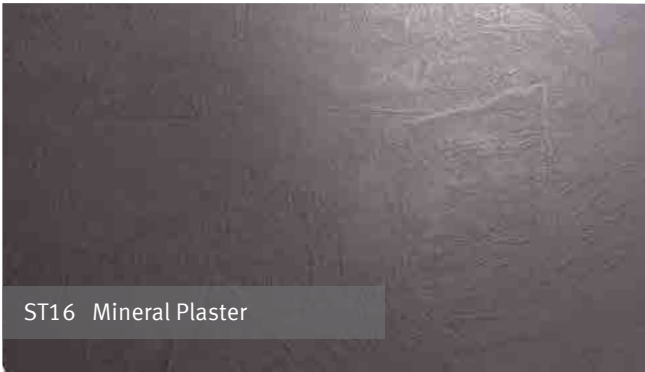
› Local Stock Availability

<b>ST16:</b>	2800 x 2070 x 18 mm MFC
<b>Edges:</b>	22 x 0.8 mm 42 x 1.3 mm

› Colour and Character

The decor series Metal Slate combines a slate appearance with a metallic effect. The texture ST16 Mineral Plaster supports the decor's stone character. The black gold colour is a rather warm version that fits well with natural-coloured wood with dark knots or cracks.

› Texture



**A rough plaster look...**


... containing both deep and glossy elements creating an authentic finish.

› Room View





› Board



› Local Stock Availability

<b>ST10:</b>	2800 x 2070 x 18 mm MFC
<b>Edges:</b>	22 x 0.8 mm 42 x 1.3 mm

› Texture




› Colour and Character

Titanium Grey Steelcut is a striking decor in the trend world of “PerfectImperfection”. The look of hand-made metal plates can create very impressive wall surfaces in hotels, shops, or even restaurants. Woodgrain decors in natural colours complement this decor perfectly, whilst a warm, elegant metal decor, could create a colourful harmonious combination. The texture ST10 Deepskin Rough enhances this rough character appearance.

**An authentic texture ...**

... for natural, striking, and rustic decors, well suited for solid wood reproductions.

› Decor Close-Up



› Room View





Board



Decor Close-Up



Local Stock Availability

<b>ST22:</b>	2800 x 2070 x 18 mm MFC
	2800 x 2070 x 8 mm MFC
	2800 x 1310 x 0.8 mm Laminate
<b>Edges:</b>	22 x 0.8 mm
	42 x 1.3 mm

Colour and Character

Shorewood is a teak, however it can be used as a modern-exotic with many variants. The gray-brown color tone gives the lively linear woodgrain pattern a faded character, which is further complemented by the ST22 Deepskin Linear texture. This pattern is used in modern applications as well as furniture design.

Texture



A graceful distribution of wood pores ...

.... with varying size and depth, to give the surface a natural appearance. A light sub-texture provides a velvet touch.

Room View





Board



Decor Close-Up



Local Stock Availability

ST22:	2800 x 2070 x 18 mm MFC
Edges:	22 x 0.8 mm 42 x 1.3 mm

Colour and Character

Based on a coloured wood with black lines that look like cracks, Whitewood represents a fantasy wood with black and white contrast. This turns it into an eye-catcher on black and white and it can serve as background for a wide colour palette. The texture ST22 Deepskin Linear supports the linear character and provides the decor image with an added natural character.

Texture



A graceful distribution of wood pores ...

.... with varying size and depth, to give the surface a natural appearance. A light sub-texture provides a velvet touch.

Room View



› Board



› Local Stock Availability


**ST22:** 2800 x 2070 x 18 mm MFC

**Edges:** 22 x 0.8 mm  
42 x 1.3 mm

› Colour and Character

The exotic wood Coco Bolo impresses with striking dark grain lines in the very bright base colour. The linear is complemented by the matching haptic of the texture ST22 Deepskin Linear. The decor highlights horizontal shapes and is very popular for example on counter tops. Intense colour accents, as well as contrasts with dark brown nuances are possible as combinations.

› Texture



**A graceful distribution of wood pores ...**

.... with varying size and depth, to give the surface a natural appearance. A light sub-texture provides a velvet touch.

› Decor Close-Up



› Room View





› Board



› Decor Close-Up



› Local Stock Availability

**ST12:** 2800 x 2070 x 18 mm MFC  
2800 x 2070 x 8 mm MFC

**Edges:** 22 x 0.8 mm  
42 x 1.3 mm

› Colour and Character

Grey-Beige Bamenda is based on a wenge wood, but has a natural rough effect. This is also highlighted by the texture ST12 Ompipore Matt. It has a strong colour interplay between grey and reddish-brown, which is strengthened by a slight pearlescent effect. It works particularly well with grey uni colours and materials thanks to its grey pore.

› Texture



**A graceful distribution of wood pores ...**

.... with varying size and depth, to give the surface a natural appearance. A light sub-texture provides a velvet touch.

› Room View





› Board



› Decor Close-Up



› Local Stock Availability


**ST22:** 2800 x 2070 x 18 mm MFC

**Edges:** 22 x 0.8 mm  
42 x 1.3 mm

› Colour and Character

White takes centrestage on the Cascina Pine. Natural pine elements in vintage style shine through, giving this decor a high degree of originality. Thanks to the discreet yet striking rustic elements, the designer has the opportunity to design with mainly white and still add a trendy natural element to the room. This character is enhanced by the visually linear and brushed texture ST22 Deepskin Linear.

› Texture



**A graceful distribution of wood pores ...**

... with varying size and depth, to give the surface a natural appearance. A light sub-texture provides a velvet touch.

› Room View





Board



Local Stock Availability

<b>ST10:</b>	2800 x 2070 x 18 mm MFC
<b>Edges:</b>	22 x 0.8 mm 42 x 1.3 mm

Colour and Character

Whiteriver Oak displays a rustic vintage look. In the sand-beige colour intensity, this decor allows good combinations with colours such as white and light grey tones, but it can also be combined with a wide range of accent colours. The texture ST10 Deepskin Rough also gives the decor a naturally rough feel.

Texture



ST10 Deepskin Rough

**An authentic texture ...**  
... for natural, striking, and rustic decors, well suited for solid wood reproductions.

Decor Close-Up



Room View





Board



Decor Close-Up



Local Stock Availability

<b>ST10:</b>	2800 x 2070 x 18 mm MFC
<b>Edges:</b>	22 x 0.8 mm 42 x 1.3 mm

Colour and Character

Whiteriver Oak displays a rustic vintage look. In the grey-brown colour tone, this decor allows good combinations with colours such as white and light grey tones, but it can also be combined with a wide range of accent colours. The texture ST10 Deepskin Rough also gives the decor a naturally rough feel.

Texture



An authentic texture ...

... for natural, striking, and rustic decors, well suited for solid wood reproductions.

Room View





Board



Decor Close-Up




Local Stock Availability

<b>ST19:</b>	2800 x 2070 x 18 mm MFC
<b>Edges:</b>	22 x 0.8 mm 42 x 1.3 mm

Colour and Character

Beige Grey Lorenzo Oak elegant in its simplicity, with a white pore structure that shows slightly dark cracks. These give the beige grey toned oak decor a certain liveliness and makes for very good combinations with light and dark accents. The texture ST19 Deepskin Excellent provides both visual and haptical naturalness.

Texture



Cut cathedrals ...

... combined with linear areas. The matte and gloss effects give the decor exciting dynamic yet natural overall appearance.

Room View





Board



Decor Close-Up



Local Stock Availability

<b>ST12:</b>	2800 x 2070 x 18 mm MFC
<b>Edges:</b>	22 x 0.8 mm 42 x 1.3 mm

Colour and Character

The truffle brown colour of the Davos Oak is warm at its base and displays a variety of colour nuances, from very dark, almost black elements to light pore versions. This oak work well in many combinations, primarily with light uni colours and whites, as well as warming decors such as cashmere grey. The texture ST12 Omnipore Matt provides it with a pleasantly soft feel.

Texture



**A graceful distribution of wood pores ...**  
.... with varying size and depth, to give the surface a natural appearance. A light sub-texture provides a velvet touch.

Room View





› Board



› Decor Close-Up



› Local Stock Availability

**ST12:** 2800 x 2070 x 18 mm MFC

**Edges:** 22 x 0.8 mm  
42 x 1.3 mm

› Colour and Character

The decor series Kendal Oak is an elegant and natural oak. The decor is generally linear and displays cut florets. It displays a few mainly small knots that give this decor a natural character. The natural colour displays a rather natural, unprocessed character. The texture ST12 Omnipore Matt adds a natural look and feel.

› Texture



**A graceful distribution of wood pores ...**

.... with varying size and depth, to give the surface a natural appearance. A light sub-texture provides a velvet touch.

› Room View





› Board



› Decor Close-Up



› Local Stock Availability

**ST10:** 2800 x 2070 x 18 mm MFC

**Edges:** 22 x 0.8 mm  
42 x 1.3 mm

› Colour and Character

Hunton Oak, the distinctive planks and natural cracks and knots ensure a very rustic, authentic looking appearance. This makes for exciting accents in both furniture design and as a worktop decor. The dark colour tone adds a certain elegance to the rustic planked appearance character. The texture ST10 Deepskin Rough ensures a very authentic character. The decor looks even more natural thanks to the XL repeat, i.e. reduced repetition of the cracks and knots.

› Texture



**An authentic texture ...**

... for natural, striking, and rustic decors, well suited for solid wood reproductions.

› Room View





› Board



› Decor Close-Up



› Local Stock Availability

<b>ST10:</b>	2800 x 2070 x 18 mm MFC
<b>Edges:</b>	22 x 0.8 mm 42 x 1.3 mm

› Colour and Character

Vintage Santa Fe Oak shows the vivid picture of a highly planked oak that displays very clear signs of wear, as if it had already been through several years of heavy stress. It is suitable as an accent decor on fronts as well as a worktop and creates exciting, lively contrasts to rather discreet uni or material decors. The liveliness of the decor is also supported by the XL repeat, because the decor has fewer repetitions in its overall appearance.

› Texture



ST10 Deepskin Rough

**An authentic texture ...**  
... for natural, striking, and rustic decors, well suited for solid wood reproductions.

› Room View





› Board



› Decor Close-Up



› Local Stock Availability

<b>ST10:</b>	2800 x 2070 x 18 mm MFC
	2800 x 2070 x 8 mm MFC
	2800 x 1310 x 0.8 mm Laminate
<b>Edges:</b>	22 x 0.8 mm
	42 x 1.3 mm

› Colour and Character

The Pacific Walnut decor series is the reproduction of a modern walnut, which responds to the trend for more naturalness, even with classic elegant wood types, through dark inclusions and soft knots. The rough look is supported by the texture ST10 Deepskin Rough. The light natural colour is a modern walnut variant ideal for living rooms or bedrooms.

› Texture



**An authentic texture ...**

... for natural, striking, and rustic decors, well suited for solid wood reproductions.

› Room View





› Board



› Decor Close-Up



› Local Stock Availability


**ST19:** 2800 x 2070 x 18 mm MFC

**Edges:** 22 x 0.8 mm  
42 x 1.3 mm

› Colour and Character

Walnut reproductions are also becoming more popular these days. Lincoln Walnut presents a lively variant that nevertheless achieves a certain degree of elegance thanks to the use of gold pigments. The texture ST19 Deepskin Excellent gives this decor a very modern, natural surface that almost resembles a synchronised pore.

› Texture



**Cut cathedrals ...**

... combined with linear areas. The matte and gloss effects give the decor exciting dynamic yet natural overall appearance.

› Room View



› Board



› Decor Close-Up




› Local Stock Availability

<b>ST19:</b>	2800 x 2070 x 18 mm MFC
<b>Edges:</b>	22 x 0.8 mm 42 x 1.3 mm

› Colour and Character

Anthracite Fineline Metallic is a real insider tip for many applications. The line drawing of the decor image is not strictly linear, but slightly irregular. In combination with the mother-of-pearl pigments used, this look gives the decor, despite its elegance, a certain vitality, which is supported by the texture ST19 Deepskin Excellent. This woodgrain decor is a dyed-through variant, which gives the decor a certain material character.

› Texture



**Cut cathedrals ...**

... combined with linear areas. The matte and gloss effects give the decor exciting dynamic yet natural overall appearance.

› Room View





› Board



› Decor Close-Up




› Local Stock Availability

<b>ST19:</b>	2800 x 2070 x 18 mm MFC
<b>Edges:</b>	22 x 0.8 mm 42 x 1.3 mm

› Colour and Character

The fine line drawing of the decor image Brown Fineline Metallic shows an elegant naturalness thanks to the fact that it is not strictly linear, but slightly irregular. The dark brown color, in combination with the mother-of-pearl pigments, supports the elegance of this decor. The texture ST19 Deepskin Excellent gives it its naturalness.

› Texture



**Cut cathedrals ...**

... combined with linear areas. The matte and gloss effects give the decor exciting dynamic yet natural overall appearance.

› Room View



› Board



› Decor Close-Up




› Local Stock Availability

<b>ST19:</b>	2800 x 2070 x 18 mm MFC
<b>Edges:</b>	22 x 0.8 mm 42 x 1.3 mm

› Colour and Character

The decorative series of the Branson Robinia embodies an elegant decorative image that receives a certain scaled-down appearance thanks to the light planking and linearity. Due to the use of pearlescent pigments and in combination with the texture ST19 Deepskin Excellent, it also displays a certain degree of naturalness. The Truffle Brown Branson Robinia displays a very dark version with a slightly orange-looking pore, which allows good colour combinations with uni decors in this colour intensity.

› Texture



**Cut cathedrals ...**

... combined with linear areas. The matte and gloss effects give the decor exciting dynamic yet natural overall appearance.

› Room View





# Our environmental cycle

## Wood-based materials production

To continually improve our environmental performance in the production process, we adhere to internationally certified energy and environmental management systems in accordance with ISO 50001, ISO 14001 and EMAS.

## Sawmill

Every year over half a million tonnes of sawmill co-products are used in the production of our wood based panels, derived from logs sourced from sustainably managed forests.

## Sustainable forestry

We act responsibly with regard to forests and the environment and are certified according to ISO38200 PEFC™ and FSC® (Forest Stewardship Council®), depending on the availability of the wood. In line with the EU Timber Regulation (EUTR) we only buy timber from verified suppliers.



## Consumer

We provide full transparency through Environmental Product Declarations (EPDs). They give end consumers important information about environmental and health aspects for each of our basic products.

## Recycling

Recycled wood, consisting of waste wood from disposed goods and those not fit for sale, is prepared and used for chipboard production.

## Renewable energy

We turn biogenic fuels, which can no longer be used, into heat and green electricity in our own biomass power plants.



# Wood-based materials with environmental values.

EGGER policies and processes meet high environmental standards. Carefully calculated statistics highlight a product's carbon footprint, how much recycled material is used in the production phase and/or how much of the material is sourced from renewable raw materials. See example below.

## Product structure



~13.3 kg CO<sub>2</sub> / m<sup>2</sup>



40 % recycled material  
40% by-products from the sawmill industry  
20% fresh resources



85% material from renewable resources  
15% material from fossil resources

## Carbon footprint\*

The CO<sub>2</sub> footprint can be used to measure the impact a product has on the climate. For coated chipboard it is small, even below zero. Why? Because during its growth, the wood has absorbed more CO<sub>2</sub> than is emitted during transport and production processes.

## Contribution to the recycling economy\*\*

In order to conserve natural resources, we need to make the best use of existing materials. This indicator shows how well this can be done in practice. The coated chipboard is made up of more than 50 % recycled material or recycled by-products from other industries.

## Contribution to the bioeconomy\*\*

Resources need different amounts of time to regenerate. Trees grow in a few decades, while fossil fuels need millions of years to form. Within this indicator, the product components are measured against how much material was obtained from renewable raw materials and how much from fossil fuels.

## Full transparency from us and no paperwork for you

To save you time and effort, when you need to submit certification documents for your projects, we have stored all environmental information in one place for easy access.





[www.egger.com](http://www.egger.com)

EGGER (UK)Limited

Anick Grange Road

Hexham, Northumberland

NE46 4JS

T 0845 6068888

From R.O.I please call T +44 1434 613304

F 01434 605103

[productsupport@egger.com](mailto:productsupport@egger.com)



[www.4kholding.com](http://www.4kholding.com)

FOUR K BUILDING MATERIALS BRANCH

Dubai Industrial City, Phase 2,

Warehouse No A1,

United Arab Emirate

+971-44302687

[info@4kbm.com](mailto:info@4kbm.com)



**MORE FROM WOOD.**



**UAE - Standard Range 2023.1**

**Discover the power of more.**

Egger Decorative Collection 2020 – 22



»» Standard Range.



WHITES & UNI COLORS

Decor	Series	Name
W908	SM	Basic White
W980	ST12	Platinum White
U113	ST9	Cotton Beige
U763	ST9	Pearl Grey
U732	ST9	Dust Grey
U999	ST9	Black

MATERIAL REPRODUCTION


Decor	Series	Name
F416	ST10	Beige Textile
F417	ST10	Grey Textile
F274	ST9	Light Concrete

WOOD REPRODUCTION

Decor	Series	Name
H3734	ST9	Natural Dijon Walnut
H3704	ST15	Tobacco Aida Walnut
H3078	ST22	White Havana Pine
H1113	ST10	Brown Kansas Oak
H1146	ST10	Grey Bardolino Oak
H1151	ST10	Brown Arizona Oak
H3131	ST12	Natural Davos Oak
H3395	ST12	Natural Corbridge Oak
H3398	ST12	Cognac Kendal Oak
H1199	ST12	Black Brown Thermo Oak



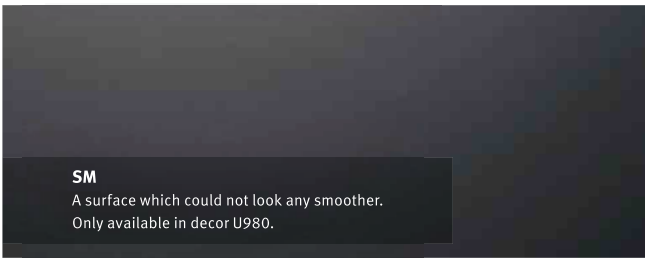
Board



Local Stock Availability

SM:	2800 x 2070 x 18 mm MFC
Edges:	22 x 0.4 mm
	22 x 0.6 mm
	22 x 1.3 mm

Texture




Colour and Character

Basic White can be combined with all uni, material and wood-grain decors. It is a simple decor that can be used for all furniture components. The satin etched surface SM SemiMatt provides this neutral white with a feel similar to lacquer.

Room View



› Board



› Colour and Character

Platinum White is an all-round decor and can be used in many different combinations. It can be used in all areas of furniture and interior design. The texture ST12 Omnipore Matte changes this neutral white to a brilliant white and makes it robust enough for all uses.

› Local Stock Availability

<b>ST12:</b>	2800 x 2070 x 18 mm MFC
	2800 x 2070 x 8 mm MFC
<b>Edges:</b>	22 x 0.4 mm
	22 x 0.8 mm

› Texture



A graceful distribution of wood pores ...


.... with varying size and depth, to give the surface a natural appearance. A light sub-texture provides a velvet touch.

› Room View





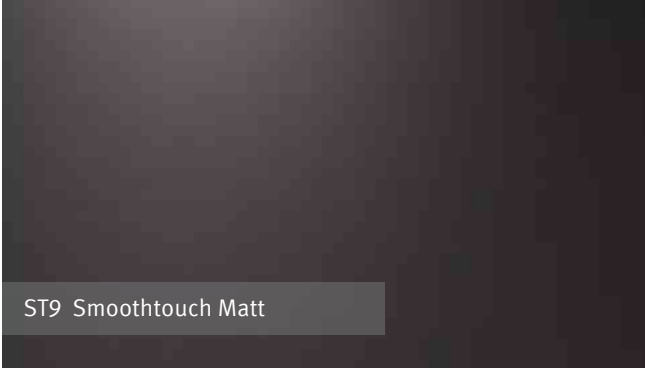
› Board



› Local Stock Availability

<b>ST9:</b>	2800 x 2070 x 18 mm MFC
<b>Edges:</b>	22 x 0.8 mm 42 x 1.3 mm

› Texture



**A very natural feel ...**

... perfect for solid colors as well as woodgrain decors. This texture follows the trend towards matte surfaces.

› Colour and Character

Cotton Beige is a neutral cream decor that is similar to the colour of cotton. Given its reserved nature, this colour is very flexible in use and works with almost any woodgrain, material or uni combination. The texture ST9 Smoothtouch Matt gives the entire uni palette a naturally matt feel.

› Room View



› Board



› Local Stock Availability

<b>ST9:</b>	2800 x 2070 x 18 mm MFC
<b>Edges:</b>	22 x 0.8 mm 42 x 1.3 mm

› Texture



**A very natural feel ...**

... perfect for solid colors as well as woodgrain decors. This texture follows the trend towards matte surfaces.

› Colour and Character

The medium grey tone Pearl Grey is a good match for wood types with low grey content. Due to its neutrality, the cool grey is suitable for a range of applications. The texture ST9 Smoothtouch Matt strengthens the neutral character with a velvety feel.

› Room View





Board



Colour and Character

A medium, cool gray, Dust Grey provides a neutrality that allows many combinations and works well in offices and a variety of applications. The ST9 Smoothtouch Matt texture gives the entire solid color collection a natural matte finish. This color is available in diverse texture options, making it possible to create exciting textural contrasts.

Local Stock Availability

**ST9:** 2800 x 2070 x 18 mm MFC  
2800 x 2070 x 8 mm MFC

**Edges:** 22 x 0.8 mm  
42 x 1.3 mm

Texture



ST9 Smoothtouch Matt

**A very natural feel ...**  
... perfect for solid colors as well as woodgrain decors. This texture follows the trend towards matte surfaces.

Room View



› Board



› Local Stock Availability

<b>ST9:</b>	2800 x 2070 x 18 mm MFC
<b>Edges:</b>	22 x 0.4 mm 22 x 1.3 mm 45 x 2 mm

› Texture



A very natural feel ...

... perfect for solid colors as well as woodgrain decors. This texture follows the trend towards matte surfaces.

› Colour and Character


The uni colour tone Black is once again experiencing a comeback. It is used Scandinavian designs in black-white contrasts, but also as a contrast to light or even white woodgrain decors. The black trend now also applies to large surfaces in designs.

› Room View





› Board



› Local Stock Availability

**ST10:** 2800 x 2070 x 18 mm MFC  
2800 x 2070 x 8 mm MFC

**Edges:** 22 x 0.8 mm  
42 x 1.3 mm

› Colour and Character

Textile materials suggest a certain lightness and are widely used in architecture and design. Beige Textile replicates the look of coarse fabric. The beige color palette fits harmoniously with classic dark woodgrain colors or modern to warm-gray variants. The ST10 Deepskin Rough texture reproduces the rough feel of textile for this surface.

› Texture



ST10 Deepskin Rough

**An authentic texture ...**  
... for natural, striking, and rustic decors, well suited for solid wood reproductions.

› Decor Close-Up




› Room View






› Board



› Decor Close-Up



› Local Stock Availability

**ST10:** 2800 x 2070 x 18 mm MFC  
2800 x 2070 x 8 mm MFC

**Edges:** 22 x 0.8 mm  
42 x 1.3 mm

› Colour and Character

Textile materials suggest a certain lightness and are now in widely used in architecture and design. The reproduction Grey Textile offers a solution with a coarser fabric look that also has the robust surface properties of a decor. The grey colour palette works harmoniously with warm grey wood and uni colours. Even the rough feel of textile is somewhat reproduced with the texture ST10 Deepskin Rough.

› Texture



**An authentic texture ...**

... for natural, striking, and rustic decors, well suited for solid wood reproductions.

› Room View





› Board



› Decor Close-Up



› Local Stock Availability

<b>ST9:</b>	2800 x 2070 x 18 mm MFC
<b>Edges:</b>	22 x 0.8 mm 42 x 1.3 mm

› Colour and Character

Light Concrete is very neutral and authentic looking decor with characteristics making it a popular choice. It has been a success decor for years during the concrete trend. The light colour allows harmonious and modern combinations with lighter wood types. With reddish-warm grey tones, you can create tone-on-tone combinations that look very fluid. The texture ST9 Smoothtouch Matt creates the matching cool matt feel.

› Texture



**A very natural feel ...**

... perfect for solid colors as well as woodgrain decors. This texture follows the trend towards matte surfaces.

› Room View



› Board



› Decor Close-Up



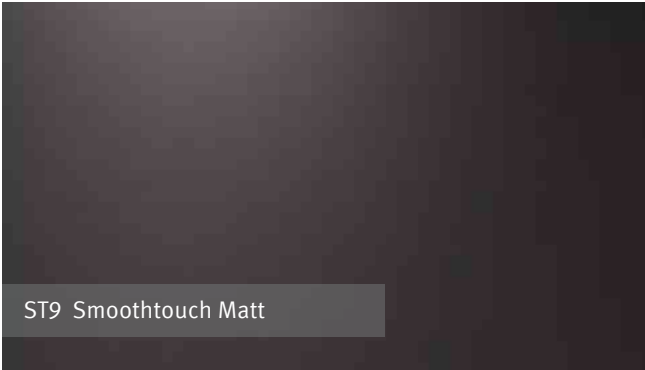
› Local Stock Availability

<b>ST9:</b>	2800 x 2070 x 18 mm MFC
	2800 x 1310 x 0.8 mm Laminate
<b>Edges:</b>	22 x 0.8 mm
	42 x 1.3 mm

› Colour and Character

Natural Dijon Walnut displays the special character of a walnut with its dark grain lines. The striking decor image is eye-catching in classic designs, appearing modern with light or white nuances, and rather elegant with dark or almost black ones. The texture ST9 Smoothtouch Matt makes the decor look soft and natural like veneer.

› Texture



**A very natural feel ...**

... perfect for solid colors as well as woodgrain decors. This texture follows the trend towards matte surfaces.

› Room View





› Board



› Decor Close-Up



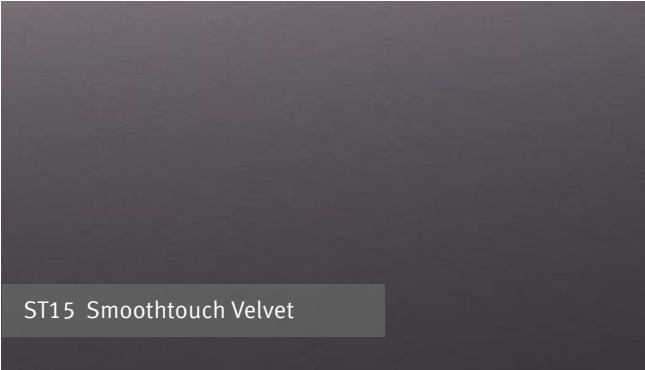
› Local Stock Availability

<b>ST15:</b>	2800 x 2070 x 18 mm MFC
	2800 x 2070 x 8 mm MFC
	2800 x 1310 x 0.8 mm Laminate
<b>Edges:</b>	22 x 0.8 mm
	42 x 1.3 mm

› Colour and Character

Tobacco Aida Walnut has the colour and décor image of an absolutely classic walnut, which is made especially elegant by the slight pearlescent effect in the décor print. Combinations with modern solid colours, as well as classical contrasts with cool or warm white tones are often used in design. The Smoothtouch Velvet surface is also classically neutral.

› Texture




**A smooth, flat, and easy-care surface ...**

... with reduced gloss. It highlights the quality of elegant wood and material reproductions.

› Room View



› Board



› Local Stock Availability

<b>ST22:</b>	2800 x 2070 x 18 mm MFC
<b>Edges:</b>	22 x 0.8 mm 42 x 1.3 mm

› Colour and Character

A modern decor, White Havana Pine displays a natural grain with an authentic tactile experience, thanks to the ST22 Deepskin Linear texture. The white color tone works well when used to create black-and-white contrasts, such as with H3081 Black Havana Pine. It also combines well with warm neutral solid colors or colored accents.

› Texture



**A graceful distribution of wood pores ...**

.... with varying size and depth, to give the surface a natural appearance. A light sub-texture provides a velvet touch.

› Decor Close-Up



› Room View





› Board



› Decor Close-Up



› Local Stock Availability

**ST10:** 2800 x 2070 x 18 mm MFC

**Edges:** 22 x 0.8 mm  
42 x 1.3 mm

› Colour and Character

Brown Kansas Oak is an authentic rough oak with cracks and striking knots in an original medium-brown woodgrain that includes both grey and red colour elements. It works well in combinations with colours from this segment. The light pore creates a very harmonious look with beige and white nuances. The texture ST10 Deepskin Rough turns the rough character of this oak into something you can feel.

› Texture




ST10 Deepskin Rough

**An authentic texture ...**

... for natural, striking, and rustic decors, well suited for solid wood reproductions.

› Room View





Board



Decor Close-Up



Local Stock Availability

<b>ST12:</b>	2800 x 2070 x 18 mm MFC
	2800 x 2070 x 8 mm MFC
	2800 x 1310 x 0.8 mm Laminate
<b>Edges:</b>	22 x 0.8 mm
	42 x 1.3 mm

Colour and Character

Bardolino Oak with its rough-sawn elements looks more natural and handcrafted than classic oak. This is also supported by the texture ST10 Deepskin Rough. The colour grey works well with many uni colours and materials. Combinations with white work well with light pores and are very popular in the kitchen.

Texture



An authentic texture ...

... for natural, striking, and rustic decors, well suited for solid wood reproductions.

Room View





› Board



› Decor Close-Up



› Local Stock Availability

<b>ST10:</b>	2800 x 2070 x 18 mm MFC
<b>Edges:</b>	22 x 0.8 mm 42 x 1.3 mm

› Colour and Character

The decor series Arizona Oak looks very authentic thanks to its used look, the rough-sawn elements, and the planked decor image. The colour brown is a very original mix of reddish brown and grey tones and can also be combined well with uni colours from this segment. This oak looks exciting on metallic materials or concrete. The texture ST10 Deepskin Rough turns the rough character of this oak into something you can feel.

› Texture



**An authentic texture ...**

... for natural, striking, and rustic decors, well suited for solid wood reproductions.

› Room View





Board



Local Stock Availability

ST12:	2800 x 2070 x 18 mm MFC
Edges:	22 x 0.8 mm 42 x 1.3 mm

Colour and Character

Natural Davos Oak is a white-oiled oak with natural elements such as knots and inclusions displaying a dark colour interplay. The white pore provides a colour accent, making Natural Davos Oak versatile in combination with white or very light uni colours all the way to cool and modern grey tones. The texture ST12 Omnipore Matt provides it with a pleasantly soft feel.

Texture



A graceful distribution of wood pores ...

.... with varying size and depth, to give the surface a natural appearance. A light sub-texture provides a velvet touch.

Decor Close-Up



Room View





› Board



› Decor Close-Up



› Local Stock Availability

**ST12:** 2800 x 2070 x 18 mm MFC

**Edges:** 22 x 0.8 mm  
42 x 1.3 mm

› Colour and Character

Natural Corbridge Oak is a classic oak with plenty of naturalness and modulation. It mixes natural and elegant elements and appears only subtly rustic. The texture ST12 Omnipore Matt provides it with a naturally soft feel that has a modern pore configuration.

› Texture



**A graceful distribution of wood pores ...**

.... with varying size and depth, to give the surface a natural appearance. A light sub-texture provides a velvet touch.

› Room View



› Board



› Local Stock Availability

**ST12:** 2800 x 2070 x 18 mm MFC

**Edges:** 22 x 0.8 mm  
42 x 1.3 mm

› Colour and Character

The decor series Kendal Oak is an elegant natural oak. The decor is generally linear and displays cut florets and small knots. This natural character adds a modern look to the classic cognac colour. The new wood pore ST12 Omnipore Matt adds to the naturalness.

› Texture



**A graceful distribution of wood pores ...**

.... with varying size and depth, to give the surface a natural appearance. A light sub-texture provides a velvet touch.

› Decor Close-Up



› Room View





› Board



› Decor Close-Up



› Local Stock Availability

<b>ST12:</b>	2800 x 2070 x 18 mm MFC
	2800 x 2070 x 8 mm MFC
	2800 x 1310 x 0.8 mm Laminate
<b>Edges:</b>	22 x 0.8 mm
	42 x 1.3 mm

› Colour and Character

Thermo wood often has a beautiful and natural colour interplay despite its relatively dark colour. The Black-Brown Thermo Oak also displays a colour interplay with light and medium natural colours and thus works very well in combination with white and light uni colours through earthy colours to beige tones. The texture ST12 Omnipore Matt works particularly well with dark decors.

› Texture



**A graceful distribution of wood pores ...**

.... with varying size and depth, to give the surface a natural appearance. A light sub-texture provides a velvet touch.

› Room View



# Our environmental cycle

## Wood-based materials production

To continually improve our environmental performance in the production process, we adhere to internationally certified energy and environmental management systems in accordance with ISO 50001, ISO 14001 and EMAS.

## Sawmill

Every year over half a million tonnes of sawmill co-products are used in the production of our wood based panels, derived from logs sourced from sustainably managed forests.

## Sustainable forestry

We act responsibly with regard to forests and the environment and are certified according to ISO38200 PEFC™ and FSC® (Forest Stewardship Council®), depending on the availability of the wood. In line with the EU Timber Regulation (EUTR) we only buy timber from verified suppliers.



## Consumer

We provide full transparency through Environmental Product Declarations (EPDs). They give end consumers important information about environmental and health aspects for each of our basic products.

## Recycling

Recycled wood, consisting of waste wood from disposed goods and those not fit for sale, is prepared and used for chipboard production.

## Renewable energy

We turn biogenic fuels, which can no longer be used, into heat and green electricity in our own biomass power plants.



# Wood-based materials with environmental values.

EGGER policies and processes meet high environmental standards. Carefully calculated statistics highlight a product's carbon footprint, how much recycled material is used in the production phase and/or how much of the material is sourced from renewable raw materials. See example below.

## Product structure



~13.3 kg CO<sub>2</sub> / m<sup>2</sup>



40 % recycled material  
40% by-products from the sawmill industry  
20% fresh resources



85% material from renewable resources  
15% material from fossil resources

## Carbon footprint\*

The CO<sub>2</sub> footprint can be used to measure the impact a product has on the climate. For coated chipboard it is small, even below zero. Why? Because during its growth, the wood has absorbed more CO<sub>2</sub> than is emitted during transport and production processes.

## Contribution to the recycling economy\*\*

In order to conserve natural resources, we need to make the best use of existing materials. This indicator shows how well this can be done in practice. The coated chipboard is made up of more than 50 % recycled material or recycled by-products from other industries.

## Contribution to the bioeconomy\*\*

Resources need different amounts of time to regenerate. Trees grow in a few decades, while fossil fuels need millions of years to form. Within this indicator, the product components are measured against how much material was obtained from renewable raw materials and how much from fossil fuels.

## Full transparency from us and no paperwork for you

To save you time and effort, when you need to submit certification documents for your projects, we have stored all environmental information in one place for easy access.







[www.egger.com](http://www.egger.com)

EGGER (UK)Limited

Anick Grange Road

Hexham, Northumberland

NE46 4JS

T 0845 6068888

From R.O.I please call T +44 1434 613304

F 01434 605103

[productsupport@egger.com](mailto:productsupport@egger.com)



[www.4kholding.com](http://www.4kholding.com)

FOUR K BUILDING MATERIALS BRANCH

Dubai Industrial City, Phase 2,

Warehouse No A1,

United Arab Emirate

+971-44302687

[info@4kbm.com](mailto:info@4kbm.com)